

**ORDINANCE NO. 2024-O-644**

**AN ORDINANCE OF THE CITY OF JONESTOWN, TEXAS ADOPTING A BUDGET FOR THE ENSUING FISCAL YEAR BEGINNING OCTOBER 1, 2024, AND ENDING SEPTEMBER 30, 2025; APPROPRIATING THE VARIOUS AMOUNTS THEREOF, AND REPEALING ALL ORDINANCES OR PARTS OF ORDINANCES IN CONFLICT THEREWITH; AND PROVIDING FOR AN EFFECTIVE DATE.**

**WHEREAS**, the Mayor of the City of Jonestown, Texas (herein the “City”) has submitted to the City Council a proposed budget of the revenues of said City and the expenditures/expenses of conducting the affairs thereof and providing a complete financial plan for 2024/2025 and which said proposed budget has been compiled from detailed information obtained from the several departments, divisions, and office of the City;

**WHEREAS**, the City Council has received said Mayor’s proposed budget, a copy of which proposed budget and all supporting schedules have been filed with the City Secretary; and

**WHEREAS**, the City Council has conducted a public hearing on the budget on September 5, 2024, as provided by law;

**NOW, THEREFORE, BE IT ORDAINED BY THE CITY COUNCIL OF THE CITY OF JONESTOWN, TEXAS, THAT:**

**Section 1.** The proposed budget of the revenue of the City and the expenses of conducting the affairs thereof providing a complete financial plan for the ensuing fiscal year beginning October 1, 2024, and ending September 30, 2025, as submitted to the City Council by the Mayor of said City, and which budget is attached hereto as Exhibit “A”, be and the same is in all things adopted and approved as the budget of all current expenditures/expenses as well as fixed charges against said City for the fiscal year beginning October 1, 2024, and ending September 30, 2025.

**Section 2.** The sums shown on Exhibit “A” are hereby appropriated from the respective funds for the payment of expenditures on behalf of the City government as established in the approved budget document for the fiscal year ending September 30, 2025.


**Section 3.** Ordinances or parts of Ordinances in conflict herewith are hereby repealed.

**Section 4.** This ordinance shall be and remain in full force and effect from and after its final passage and publication as herein provided.

**PASSED AND APPROVED THIS 12TH DAY SEPTEMBER OF 2024.**

**THE CITY OF JONESTOWN, TEXAS**





Paul Johnson, Mayor

ATTEST:



Sandra Barton, TRMC, City Secretary

**EXHIBIT "A"**



**FY 2025 APPROVED  
BUDGET &  
SUPPLEMENTAL  
INFORMATION**

**CITY OF JONESTOWN  
BUDGET  
Fiscal Year 2025**

This budget will raise more revenue from property taxes than last year’s budget by an amount of \$195,231 which is a 4.6 percent increase from last year’s budget. The property tax revenue to be raised from new property added to the tax roll this year is \$195,836.

**Approval**

Council Member	Vote
Mayor Paul Johnson	For ( ) Against ( ) Not Voting ( X )
Alderman Eric Davis, Place 1	For (X ) Against ( ) Not Voting ( )
Mayor Pro Tem Tom Buckle, Place 2	For (X ) Against ( ) Not Voting ( )
Alderman Bill Nichols, Place 3	For (X ) Against ( ) Not Voting ( )
Alderman David Nelson, Place 4	For (X ) Against ( ) Not Voting ( )
Alderwoman Linda Bush, Place 5	For (X ) Against ( ) Not Voting ( )

**Property Tax Comparison**

Tax Yr 2023 Rates (\$/\$100)		Tax Year 2024 Rates (\$/\$100)	
Adopted Tax Rate	0.3905	Adopted Tax Rate	0.3925
Adopted M&O Rate	0.3343	Adopted M&O Rate	0.3395
No New Revenue Tax Rate	0.3905	No New Revenue Tax Rate	0.3925
No New Revenue M&O Rate	0.3410	No New Revenue M&O Rate	0.3395
Voter Approval M&O Rate	0.3529	Voter Approval M&O Rate	0.3513
Debt Rate	0.0562	Debt Rate	0.0534
Voter Approval Rate	0.4091	Voter Approval Rate	0.4305

The total amount of municipal debt obligations secured by property taxes for the City of Jonestown is \$1,295,000.

**City of Jonestown**  
**General Fund Budget Summary**  
**Fiscal Year 2025**

	<b>2022</b>	<b>2023</b>	<b>2024</b>	<b>2025</b>
	<b>Actual</b>	<b>Actual</b>	<b>Budget</b>	<b>Budget</b>
Total Tax Rate	0.5188	0.419	0.3905	0.3925
M&O Tax Rate	0.4239	0.3574	0.3343	0.3391
I&S Tax Rate	0.0949	0.0616	0.0562	0.0534
Taxable Value	\$ 518,057,083	\$ 626,100,361	\$ 937,406,577	\$ 1,124,340,364
<b>Beginning Fund Balance</b>	<b>\$ 4,019,592</b>	<b>\$ 2,519,215</b>	<b>\$ 2,978,501</b>	<b>\$ 2,984,948</b>
<b>Revenues</b>				
Property Tax 2024	\$ 2,638,742	\$ 3,347,673	\$ 3,508,205	\$ 3,736,385
Property Tax Prior Years				\$ 30,775
Sales Tax	\$ 315,604	\$ 371,137	\$ 355,000	\$ 410,000
Franchise Fees	\$ 153,972	\$ 183,289	\$ 166,200	\$ 170,200
Interest Earned	\$ 169	\$ 253,446	\$ 420,000	\$ 290,000
Grants	\$ -	\$ -	\$ -	\$ -
Other Income	\$ 62,106	\$ 27,153	\$ 2,475	\$ 2,490
Administration	\$ 17,502	\$ 17,406	\$ 20,500	\$ 20,500
Police	\$ 5,507	\$ 10,415	\$ 5,300	\$ 9,200
Municipal Court	\$ 283,255	\$ 228,748	\$ 236,600	\$ 212,600
Development Services	\$ 442,851	\$ 300,785	\$ 295,050	\$ 297,050
Parks & Recreation	\$ 162,722	\$ 8,084	\$ 136,000	\$ 117,500
<b>Total</b>	<b>\$ 4,082,431</b>	<b>\$ 4,748,136</b>	<b>\$ 5,145,330</b>	<b>\$ 5,296,700</b>
<b>Expenditures</b>				
Non-Departmental	\$ 134,140	\$ 201,475	\$ 261,422	\$ 232,593
Administration	\$ 354,221	\$ 427,885	\$ 359,548	\$ 364,849
Police	\$ 1,154,170	\$ 1,288,796	\$ 1,466,765	\$ 1,638,088
Municipal Court	\$ 137,453	\$ 176,965	\$ 214,086	\$ 204,021
Finance	\$ 205,398	\$ 224,828	\$ 210,264	\$ 231,095
Development Services	\$ 394,039	\$ 429,935	\$ 503,445	\$ 534,691
Parks & Recreation	\$ 233,539	\$ 203,393	\$ 267,188	\$ 231,661
Public Works	\$ 429,074	\$ 429,165	\$ 582,040	\$ 660,963
Library	\$ 120,117	\$ 117,408	\$ 159,125	\$ 160,004
<b>Total</b>	<b>\$ 3,162,151</b>	<b>\$ 3,499,851</b>	<b>\$ 4,023,883</b>	<b>\$ 4,257,965</b>
Rev Over (Under) Exp	\$ 920,279	\$ 1,248,286	\$ 1,121,447	\$ 1,038,735
Transfers to Other Funds	\$ (2,420,656)	\$ (789,000)	\$ (1,115,000)	\$ (950,000)
Change in Fund Balance	\$ (1,500,377)	\$ 459,286	\$ 6,447	\$ 88,735
<b>Ending Fund Balance</b>	<b>\$ 2,519,215</b>	<b>\$ 2,978,501</b>	<b>\$ 2,984,948</b>	<b>\$ 3,073,683</b>
<b>Fund Balance Ratio</b>	<b>80%</b>	<b>85%</b>	<b>74%</b>	<b>72%</b>

CITY OF JONESTOWN  
PROPOSED BUDGET WORKSHEET  
AS OF: SEPTEMBER 30TH, 2024

10 -GENERAL FUND

REVENUES	2020-2021 ACTUAL	2021-2022 ACTUAL	2022-2023 ACTUAL	(----- 2023-2024 -----)		(----- 2024-2025 -----)		
				CURRENT BUDGET	Y-T-D ACTUAL	PROJECTED YEAR END	REQUESTED BUDGET	PROPOSED BUDGET
<b>NON-DEPARTMENTAL</b>								
10-00-4010 PROPERTY TAX - CURRENT	2,423,895	2,612,495	3,310,788	3,477,430	3,600,792	0	3,736,385	
10-00-4011 PROPERTY TAX - PRIOR	20,786	9,099	15,792	15,000	18,811	0	15,000	
10-00-4012 PROPERTY TAX - P & I	20,147	17,148	21,092	15,775	30,603	0	15,775	
10-00-4020 SALES TAX	229,345	296,042	340,819	325,000	290,049	0	375,000	
10-00-4030 MIXED BEVERAGE TAX	6,004	19,561	30,318	30,000	25,322	0	35,000	
10-00-4105 FRANCHISE FEES - ELECTRIC	48,708	81,181	98,415	85,000	54,499	0	85,000	
10-00-4106 FRANCHISE FEES - CABLE	40,629	31,102	40,937	40,000	37,857	0	40,000	
10-00-4108 FRANCHISE FEES - SANITATION	36,851	38,921	42,445	40,000	33,014	0	44,000	
10-00-4110 FRANCHISE FEES - TELEPHONE ROW	2,923	2,769	1,492	1,200	830	0	1,200	
10-00-4605 INTEREST EARNED	670	169	253,446	420,000	447,335	0	290,000	
10-00-4607 INSURANCE PROCEEDS	18,824	43,146	438	25,097	48,307	0	0	
10-00-4608 SETTLEMENT PROCEEDS	0	0	50	0	0	0	0	
10-00-4615 DONATIONS	0	250	0	0	100	0	0	
10-00-4651 TDEM GRANT	0	0	0	0	65,880	0	0	
10-00-4652 CORONAVIRUS RELIEF FUND GRANT	2,119	0	0	0	0	0	0	
10-00-4680 OTHER INCOME	2,625	17,731	22,598	2,000	2,653	0	2,000	
TOTAL NON-DEPARTMENTAL	2,853,526	3,169,614	4,178,632	4,476,502	4,656,052	0	4,639,360	
<b>ADMINISTRATION</b>								
10-10-4270 ALCOHOLIC BEVERAGE PERMIT FEES	2,880	0	350	500	0	0	500	
10-10-4400 COPY, PRINTING & FAX FEES	10	0	4	0	12	0	0	
10-10-4605 INTEREST EARNED	0	502	0	0	0	0	0	
10-10-4680 OTHER INCOME	1,572	0	51	0	477	0	0	
10-10-4805 ADMIN OVERHEAD - WASTEWATER	17,000	17,000	17,000	20,000	20,000	0	20,000	
10-10-4890 CASH OVER & SHORT	(32)	0	0	0	0	0	0	
TOTAL ADMINISTRATION	21,430	17,502	17,406	20,500	20,489	0	20,500	
<b>POLICE</b>								
10-20-4280 ALARM SYSTEM PERMIT FEES	3,490	3,506	3,525	4,000	2,850	0	2,600	
10-20-4410 ACCIDENT REPORT FEES	234	293	348	300	198	0	300	
10-20-4415 FINGERPRINT CARD FEES	100	40	30	0	10	0	0	
10-20-4601 SALE OF ASSETS	0	0	4,370	0	1,000	0	5,000	
10-20-4610 LEASE FUNDS	1,037	897	593	1,000	2,297	0	1,300	
10-20-4615 DONATIONS	0	611	0	0	0	0	0	
10-20-4680 OTHER INCOME	1,988	160	1,549	0	2,505	0	0	
TOTAL POLICE	6,849	5,507	10,415	5,300	8,861	0	9,200	
<b>MUNICIPAL COURT</b>								
10-25-4300 MUNICIPAL COURT FINES	152,794	266,305	214,611	220,000	157,205	0	200,000	
10-25-4305 TIME PAYMENT EFFICIENCY FEES	297	1,564	1,475	1,600	1,240	0	1,600	
10-25-4603 BANK & CREDIT CARD FEES	7,669	15,384	12,662	15,000	8,174	0	11,000	
TOTAL MUNICIPAL COURT	160,760	283,254	228,748	236,600	166,619	0	212,600	

CITY OF JONESTOWN  
 PROPOSED BUDGET WORKSHEET  
 AS OF: SEPTEMBER 30TH, 2024

10 -GENERAL FUND

REVENUES	2020-2021 ACTUAL	2021-2022 ACTUAL	2022-2023 ACTUAL	(----- 2023-2024 -----)			(----- 2024-2025 -----)	
				CURRENT BUDGET	Y-T-D ACTUAL	PROJECTED YEAR END	REQUESTED BUDGET	PROPOSED BUDGET
<b>DEVELOPMENT SERVICES</b>								
10-30-4200 DEVELOPMENT PLAN FEES	21,829	30,304	54,197	25,000	16,850	0	20,000	
10-30-4201 ZONING & VARIANCE FEES	10,184	6,185	2,775	7,500	9,200	0	7,500	
10-30-4202 PLAN REVIEW FEES	34,205	20,225	12,738	24,500	14,337	0	23,500	
10-30-4205 BUILDING PERMIT FEES	566,053	313,956	172,275	185,000	223,613	0	195,000	
10-30-4220 RE-INSPECTION FEES	25,405	25,475	28,869	24,000	24,827	0	24,000	
10-30-4221 TECHNOLOGY FEES	5,830	4,908	4,075	10,000	7,913	0	8,000	
10-30-4222 SIGN PERMIT FEES	900	825	825	300	375	0	300	
10-30-4224 TREE PERMIT FEES	4,725	400	5,100	5,000	3,500	0	5,000	
10-30-4225 FIREWORKS DISPLAY PERMIT FEES	200	200	0	200	0	0	200	
10-30-4227 HEALTH/SANITATION PERMIT FEES	5,210	6,840	4,365	4,500	5,100	0	4,500	
10-30-4230 BOAT DOCK REGISTRATION FEES	200	200	225	200	0	0	200	
10-30-4235 SHORT TERM RENTAL LICENSE FEES	9,300	9,800	10,050	8,700	8,850	0	8,700	
10-30-4240 OTHER PERMIT FEES	25	0	300	150	0	0	150	
10-30-4405 VEHICLE REGISTRATION FEES	1,817	3,539	5,000	0	0	0	0	
10-30-4806 ADMIN OVERHEAD - VEHICLE REGIS	15,000	20,000	0	0	0	0	0	
10-30-4890 CASH OVER & SHORT	0	( 6)	( 8)	0	0	0	0	
TOTAL DEVELOPMENT SERVICES	700,883	442,851	300,785	295,050	314,564	0	297,050	
<b>PARKS &amp; RECREATION</b>								
10-40-4501 PAY STAT BOAT LAUNCH FEES(VEN)	129,600	101,640	120	90,000	0	0	90,000	
10-40-4502 ANNUAL BOAT LAUNCH FEES (EZ)	5,290	3,900	0	3,000	0	0	3,000	
10-40-4505 RESIDENT PARKING PASS	75	0	0	0	110	0	100	
10-40-4508 PAY STAT.DAILY PARKING FEES (V	90,740	54,502	1,100	40,000	1,440	0	20,000	
10-40-4509 OTHER FEES (EZ NET/PARK OFFICE	360	80	125	0	0	0	900	
10-40-4510 PARK RESER/EVENT FEES (EZ NET)	50	100	625	0	2,045	0	1,000	
10-40-4515 PARKING FEES - EVENTS	0	2,000	4,078	3,000	2,533	0	2,500	
10-40-4615 DONATIONS	100	500	70	0	5	0	0	
10-40-4680 OTHER INCOME	0	0	1,967	0	75	0	0	
TOTAL PARKS & RECREATION	226,215	162,722	8,084	136,000	6,208	0	117,500	
<b>PUBLIC WORKS</b>								
10-50-4601 SALE OF ASSETS	380	0	4,016	0	21,800	0	0	
TOTAL PUBLIC WORKS	380	0	4,016	0	21,800	0	0	
<b>LIBRARY</b>								
10-55-4330 LIBRARY FINES	42	8	0	0	0	0	0	
10-55-4400 COPY, PRINTING & FAX FEES	627	344	50	400	332	0	400	
10-55-4420 LIBRARY CARD FEES	60	45	0	75	0	0	90	
10-55-4615 DONATIONS	323	583	0	0	258	0	0	
TOTAL LIBRARY	1,052	979	50	475	589	0	490	
<b>TOTAL REVENUES</b>	<b>3,971,094</b>	<b>4,082,429</b>	<b>4,748,136</b>	<b>5,170,427</b>	<b>5,195,182</b>	<b>0</b>	<b>5,296,700</b>	



CITY OF JONESTOWN  
 PROPOSED BUDGET WORKSHEET  
 AS OF: SEPTEMBER 30TH, 2024

10 -GENERAL FUND

EXPENDITURES	(----- 2023-2024 -----) (----- 2024-2025 -----)						PROJECTED YEAR END	REQUESTED BUDGET	PROPOSED BUDGET
	2020-2021 ACTUAL	2021-2022 ACTUAL	2022-2023 ACTUAL	CURRENT BUDGET	Y-T-D ACTUAL				
<u>NON-DEPARTMENTAL</u>									
10-00-6211 LAKE EQUIPMENT	6,659	4,615	0	0	0	0	0	0	
10-00-6301 BUILDING & GROUNDS MAINTENANCE	3,202	2,402	0	0	0	0	0	0	
10-00-6302 EMS BUILDING MAINTENANCE	945	12,707	26	3,500	13	0	3,500	0	
10-00-6308 LAKE EQUIPMENT MAINTENANCE	0	3,877	0	0	0	0	0	0	
10-00-6405 LITIGATION CONTINGENCY	0	0	0	20,000	0	0	20,000	0	
10-00-6410 PROFESSIONAL SERVICES	0	333	5,784	50,000	15,544	0	25,000	0	
10-00-6411 IT SUPPORT SERVICES	61,968	53,729	52,800	79,800	72,369	0	66,960	0	
10-00-6412 JANITORIAL SERVICES	11,881	10,625	17,676	8,580	8,773	0	9,300	0	
10-00-6413 PEST CONTROL	760	1,035	896	1,792	0	0	1,792	0	
10-00-6421 ELECTRICITY	4,567	5,161	4,805	5,000	4,799	0	6,000	0	
10-00-6422 WATER	465	507	543	550	462	0	550	0	
10-00-6423 SANITATION	8,675	0	0	0	0	0	0	0	
10-00-6433 INSURANCE - REAL/PERSONAL PROP	1,025	1,114	1,121	1,200	937	0	1,389	0	
10-00-6441 SOFTWARE LICENSES	6,752	10,051	8,294	8,000	8,188	0	10,602	0	
10-00-6447 PENALTIES	0	9,019	0	0	0	0	0	0	
10-00-6455 TAX ASSESSMENT COLLECTION FEES	4,873	0	5,647	6,000	6,197	0	8,000	0	
10-00-6456 APPRAISAL DISTRICT FEES	11,670	13,194	17,096	20,000	21,793	0	23,000	0	
10-00-6470 EMERGENCY MANAGEMENT	0	1,000	84,772	50,000	4,905	0	50,000	0	
10-00-6603 CITIZEN CLAIMS	922	992	0	1,000	0	0	1,000	0	
10-00-6606 NAMELESS SCHOOL DONATION	0	500	500	500	500	0	0	0	
10-00-6680 MISC: LAKE WATER TESTING	( 491)	253	0	0	0	0	0	0	
10-00-6683 DARK SKIES INITIATIVE	397	3,026	1,516	5,500	1,085	0	5,500	0	
10-00-6684 LAND PURCHASE	0	0	0	0	18,000	0	0	0	
10-00-6914 TRANSFER TO CAPITAL PROJECTS	0	0	300,000	0	0	0	0	0	
10-00-6915 TRANSFER TO PLAZA FUND	35,000	35,000	35,000	35,000	35,000	0	35,000	0	
10-00-6916 TRANSFER TO CAPITAL EXP FUND	150,000	2,145,656	214,000	565,000	565,000	0	400,000	0	
10-00-6925 TRANSFER TO STREET FUND	175,000	175,000	175,000	450,000	450,000	0	450,000	0	
10-00-6945 TRANSFER TO PARKS FUND	65,000	65,000	65,000	65,000	65,000	0	65,000	0	
TOTAL NON-DEPARTMENTAL	549,270	2,554,796	990,475	1,376,422	1,278,564	0	1,182,593	0	
00-6411 IT SUPPORT SERVICES									PERMANENT NOTES: Monthly contract
00-6441 SOFTWARE LICENSES									PERMANENT NOTES: Univista-Software billing
<u>ADMINISTRATION</u>									
10-10-6031 NEW HIRE EXPENSE & COBRA	365	1,920	2,652	960	2,076	0	1,010	0	
10-10-6203 COMPUTER EQUIPMENT & SOFTWARE	29	150	0	0	0	0	18,350	0	
10-10-6205 SAFETY EQUIPMENT & SUPPLIES	161	312	272	0	11	0	0	0	
10-10-6220 OFFICE SUPPLIES	( 434)	1,646	2,107	2,000	1,625	0	2,000	0	
10-10-6221 JANITORIAL SUPPLIES	151	675	142	600	425	0	600	0	
10-10-6222 GENERAL SUPPLIES	208	277	67	0	0	0	200	0	
10-10-6230 POSTAGE & FREIGHT	1,894	3,931	1,643	2,000	269	0	1,000	0	
10-10-6232 BOTTLED WATER	1,392	1,314	606	700	195	0	250	0	

CITY OF JONESTOWN  
PROPOSED BUDGET WORKSHEET  
AS OF: SEPTEMBER 30TH, 2024

10 -GENERAL FUND

EXPENDITURES	2020-2021 ACTUAL	2021-2022 ACTUAL	2022-2023 ACTUAL	(----- 2023-2024 -----)			(----- 2024-2025 -----)	
				CURRENT BUDGET	Y-T-D ACTUAL	PROJECTED YEAR END	REQUESTED BUDGET	PROPOSED BUDGET
10-10-6301 BUILDING & GROUNDS MAINTENANCE	0	7,815	13,305	12,000	127	0	12,000	
10-10-6303 OFFICE EQUIPMENT MAINTENANCE	352	287	292	500	0	0	500	
10-10-6311 DUES & MEMBERSHIPS	1,128	1,579	2,362	2,400	2,273	0	2,400	
10-10-6312 TRAINING & CERTIFICATION	0	( 815)	0	0	0	0	0	
10-10-6314 TRAVEL/MEALS/MILEAGE	656	235	0	0	0	0	0	
10-10-6403 LEGAL SERVICES	74,142	39,116	34,281	35,000	35,377	0	35,000	
10-10-6411 IT PROJECTS & UPGRADES	315	0	22,771	0	11,162	0	18,800	
10-10-6424 TELEPHONE, MOBILE & INTERNET	11,971	12,459	12,192	15,000	11,396	0	15,000	
10-10-6431 INSURANCE - LIABILITY	1,883	6,615	2,523	2,500	2,266	0	2,630	
10-10-6433 INSURANCE - REAL/PERSONAL PROP	834	860	913	950	762	0	1,046	
10-10-6435 INSURANCE - ERRORS & OMISSIONS	2,978	4,013	4,211	4,400	3,757	0	4,563	
10-10-6436 INSURANCE - CYBER SECURITY	0	0	0	0	143	0	1,250	
10-10-6440 WEBSITE	0	6,180	0	1,392	0	0	1,392	
10-10-6441 SOFTWARE LICENSES	7	492	0	0	869	0	1,000	
10-10-6448 INTEREST	46	7	0	0	0	0	0	
10-10-6451 EQUIPMENT LEASES	2,804	3,609	3,118	3,500	2,862	0	3,500	
10-10-6601 EMPLOYEE/CITIZEN RECOGNITION	279	173	0	400	0	0	400	
10-10-6680 MISCELLANEOUS/OTHER	0	1,656	81,479	0	0	0	0	
10-10-6690 CASH OVER & SHORT	6	( 1)	0	0	0	0	0	
TOTAL ADMINISTRATION	101,167	94,503	184,935	84,302	75,595	0	122,891	

10-6203 COMPUTER EQUIPMENT & SOFTWARE PERMANENT NOTES:  
7 Computer Replacements

10-6411 IT PROJECTS & UPGRADES PERMANENT NOTES:  
Windows 11 upgrade, Sonic Wall, PCI Compliance

CITY COUNCIL								
10-11-6203 COMPUTER EQUIPMENT & SOFTWARE	0	0	0	1,300	17	0	0	
10-11-6220 OFFICE SUPPLIES	51	1,493	0	300	18	0	300	
10-11-6312 TRAINING & CERTIFICATION	175	1,184	600	3,000	454	0	3,000	
10-11-6314 TRAVEL/MEALS/MILEAGE	310	1,400	1,312	0	0	0	0	
10-11-6318 BOARDS & VOLUNTEERS	0	31	0	200	68	0	200	
10-11-6601 EMPLOYEE/CITIZEN RECOGNITION	244	87	0	500	1,808	0	500	
TOTAL CITY COUNCIL	780	4,194	1,912	5,300	2,364	0	4,000	

11-6312 TRAINING & CERTIFICATION PERMANENT NOTES:  
COMBINED 10-11-6314 WITH 10-11-6312

CITY ADMINISTRATOR								
10-15-6001 FULL TIME SALARIES	110,000	113,746	119,490	124,925	95,982	0	99,940	
10-15-6020 LONGEVITY	0	0	0	0	0	0	0	
10-15-6031 NEW HIRE EXPENSE	0	0	0	0	0	0	0	
10-15-6035 FICA	7,501	8,360	8,515	9,557	6,950	0	7,645	
10-15-6040 RETIREMENT	7,425	8,090	9,384	9,020	7,575	0	7,066	
10-15-6045 HEALTH INSURANCE BENEFITS	7,109	7,173	7,656	8,348	7,652	0	8,939	
10-15-6054 WORKERS COMP	0	145	243	320	243	0	266	
10-15-6055 TEXAS WORKFORCE COMMISSION	252	9	9	90	117	0	117	

CITY OF JONESTOWN  
 PROPOSED BUDGET WORKSHEET  
 AS OF: SEPTEMBER 30TH, 2024

10 -GENERAL FUND

EXPENDITURES	2020-2021 ACTUAL	2021-2022 ACTUAL	2022-2023 ACTUAL	(----- 2023-2024 -----)			(----- 2024-2025 -----)	
				CURRENT BUDGET	Y-T-D ACTUAL	PROJECTED YEAR END	REQUESTED BUDGET	PROPOSED BUDGET
10-15-6203 COMPUTER EQUIPMENT & SOFTWARE	71	17	2,217	1,550	260	0	0	
10-15-6220 OFFICE SUPPLIES	109	28	50	50	32	0	50	
10-15-6311 DUES & MEMBERSHIPS	330	339	25	350	364	0	380	
10-15-6312 TRAINING & CERTIFICATION	635	475	765	1,500	1,159	0	1,500	
10-15-6314 TRAVEL/MEALS/MILEAGE	30	757	781	0	0	0	0	
TOTAL CITY ADMINISTRATOR	133,462	139,139	149,135	155,710	120,334	0	125,903	

15-6312 TRAINING & CERTIFICATION PERMANENT NOTES:  
 COMBINED 10-15-6314 WITH 10-15-6312

CITY SECRETARY

10-16-6001 FULL TIME SALARIES	116,191	81,797	62,263	73,513	63,097	0	76,313	
10-16-6010 OVERTIME	326	( 76)	0	0	0	0	0	
10-16-6020 LONGEVITY	0	0	0	0	0	0	0	
10-16-6031 NEW HIRE EXPENSE	0	0	54	0	99	0	0	
10-16-6035 FICA	8,002	6,834	4,690	5,624	4,897	0	5,838	
10-16-6040 RETIREMENT	7,855	5,831	4,918	5,308	4,840	0	5,395	
10-16-6045 HEALTH INSURANCE BENEFITS	14,158	8,954	7,159	8,348	7,652	0	8,939	
10-16-6054 WORKERS COMP	0	145	125	188	143	0	203	
10-16-6055 TEXAS WORKFORCE COMMISSION	612	18	17	90	117	0	117	
10-16-6201 OFFICE EQUIPMENT	0	200	180	500	74	0	500	
10-16-6203 COMPUTER EQUIPMENT & SOFTWARE	438	0	0	2,500	2,424	0	0	
10-16-6220 OFFICE SUPPLIES	416	426	303	500	189	0	500	
10-16-6231 PUBLICATIONS & SUBSCRIPTIONS	90	120	100	300	99	0	200	
10-16-6311 DUES & MEMBERSHIPS	363	207	175	565	225	0	250	
10-16-6312 TRAINING & CERTIFICATION	75	840	350	4,000	854	0	2,500	
10-16-6314 TRAVEL/MEALS/MILEAGE	0	1,171	1,595	0	0	0	0	
10-16-6441 SOFTWARE LICENSES	1,203	738	1,437	3,000	1,828	0	1,500	
10-16-6442 CODIFICATION	4,060	3,612	2,873	4,000	2,904	0	4,000	
10-16-6443 RECORDS MANAGEMENT	1,901	3,025	3,243	200	9	0	200	
10-16-6449 FILING FEES	103	21	0	100	0	0	100	
10-16-6454 LEGAL NOTICES	2,567	2,521	173	2,500	788	0	2,500	
10-16-6457 ELECTION COSTS	2,548	0	2,217	3,000	4,888	0	3,000	
TOTAL CITY SECRETARY	160,908	116,385	91,873	114,236	95,126	0	112,055	

16-6312 TRAINING & CERTIFICATION PERMANENT NOTES:  
 10-16-6314 combined with 10-16-6312

POLICE

10-20-6001 FULL TIME SALARIES	536,981	639,315	711,406	810,247	633,442	0	903,052	
10-20-6002 PART TIME SALARIES	1,716	582	0	0	0	0	0	
10-20-6003 RESERVE SALARIES	2,095	2,770	2,048	3,500	872	0	2,877	
10-20-6010 OVERTIME	22,126	21,653	25,186	26,172	20,370	0	31,500	
10-20-6020 LONGEVITY	0	0	0	4,860	3,900	0	4,140	
10-20-6025 CERTIFICATION & EDUCATION	10,218	11,469	11,224	14,000	8,729	0	9,700	
10-20-6031 NEW HIRE EXPENSE	1,063	7,344	522	5,000	810	0	5,000	
10-20-6035 FICA	41,424	52,452	55,539	64,254	51,607	0	72,200	
10-20-6040 RETIREMENT	38,699	47,622	58,454	60,434	51,229	0	66,523	

CITY OF JONESTOWN  
 PROPOSED BUDGET WORKSHEET  
 AS OF: SEPTEMBER 30TH, 2024

10 -GENERAL FUND

EXPENDITURES	2020-2021 ACTUAL	2021-2022 ACTUAL	2022-2023 ACTUAL	(----- 2023-2024 -----)			(----- 2024-2025 -----)	
				CURRENT BUDGET	Y-T-D ACTUAL	PROJECTED YEAR END	REQUESTED BUDGET	PROPOSED BUDGET
10-20-6045 HEALTH INSURANCE BENEFITS	61,635	68,209	89,599	100,176	76,063	0	107,268	
10-20-6054 WORKERS COMP	0	14,759	22,084	25,936	17,373	0	26,513	
10-20-6055 TEXAS WORKFORCE COMMISSION	2,528	293	130	1,260	1,177	0	1,441	
10-20-6201 OFFICE EQUIPMENT	0	71	47	1,500	862	0	1,500	
10-20-6202 OFFICE FURNITURE	0	1,331	1,694	1,500	0	0	1,500	
10-20-6203 COMPUTER EQUIPMENT & SOFTWARE	4,266	4,029	1,616	7,500	3,916	0	7,500	
10-20-6204 SMALL TOOLS & EQUIPMENT	230	664	1,405	500	1,521	0	500	
10-20-6205 SAFETY EQUIPMENT & SUPPLIES	1,330	3,060	3,118	2,500	7,561	0	0	
10-20-6206 POLICE EQUIPMENT	7,296	14,903	27,603	21,000	14,002	0	23,500	
10-20-6207 COMMUNICATIONS EQUIPMENT	191	0	180	0	2,748	0	1,500	
10-20-6211 LAKE PATROL	138	6,789	3,663	6,000	2,142	0	6,000	
10-20-6220 OFFICE SUPPLIES	2,809	2,638	3,598	2,500	2,628	0	2,500	
10-20-6221 JANITORIAL SUPPLIES	916	714	1,017	1,000	286	0	1,000	
10-20-6222 GENERAL SUPPLIES	597	864	1,043	900	557	0	900	
10-20-6223 TRAFFIC CONTROL SUPPLIES	499	512	613	500	550	0	500	
10-20-6224 CRIME SCENE SUPPLIES	1,371	2,200	910	2,000	901	0	2,500	
10-20-6230 POSTAGE & FREIGHT	354	426	783	550	385	0	550	
10-20-6231 PUBLICATIONS & SUBSCRIPTIONS	248	9,497	3,911	9,100	16,597	0	25,000	
10-20-6232 BOTTLED WATER	946	815	683	800	715	0	800	
10-20-6233 FUEL	20,823	37,284	39,738	38,000	36,678	0	38,000	
10-20-6234 UNIFORMS	6,510	14,033	12,918	12,000	6,369	0	10,000	
10-20-6235 BODY ARMOR	0	4,199	8,802	4,000	1,566	0	2,000	
10-20-6236 AMMUNITION/QUALIFICATIONS	1,680	2,909	3,496	3,000	574	0	2,500	
10-20-6237 FIREARMS	0	0	7,258	5,000	0	0	5,000	
10-20-6301 BUILDING & GROUNDS MAINTENANCE	10,669	13,440	13,199	15,000	16,358	0	35,000	
10-20-6304 VEHICLE MAINTENANCE	21,725	37,414	29,899	56,097	55,231	0	30,000	
10-20-6305 EQUIPMENT MAINTENANCE	50	2,387	0	2,000	139	0	1,000	
10-20-6309 RADIO MAINTENANCE	108	36	1,543	8,500	580	0	1,500	
10-20-6310 COMMUNITY OUTREACH	0	0	0	1,000	2,038	0	2,500	
10-20-6311 DUES & MEMBERSHIPS	343	418	419	600	429	0	600	
10-20-6312 TRAINING & CERTIFICATION	3,385	4,064	8,440	15,000	11,368	0	20,000	
10-20-6314 TRAVEL/MEALS/MILEAGE	808	1,711	4,004	0	0	0	0	
10-20-6409 PROFESSIONAL SERVICES	350	1,020	0	1,000	1,080	0	1,000	
10-20-6411 IT SUPPORT SERVICES	2,048	0	218	1,000	0	0	0	
10-20-6412 JANITORIAL SERVICES	0	0	1,432	7,800	7,913	0	8,000	
10-20-6413 PEST CONTROL	720	540	300	500	225	0	300	
10-20-6421 ELECTRICITY	4,647	5,059	4,717	6,000	4,035	0	5,000	
10-20-6422 WATER	967	1,026	1,055	1,200	895	0	1,200	
10-20-6424 TELEPHONE, MOBILE & INTERNET	4,603	3,026	379	3,000	1,972	0	1,000	
10-20-6431 INSURANCE - LIABILITY	5,132	5,790	5,737	5,800	5,711	0	5,958	
10-20-6432 INSURANCE - VEHICLE	11,247	11,923	12,517	12,600	12,970	0	17,247	
10-20-6433 INSURANCE - REAL/PERSONAL PROP	1,853	2,046	2,671	2,700	2,402	0	3,550	
10-20-6441 SOFTWARE LICENSES	5,550	5,691	3,633	5,000	3,264	0	7,500	
10-20-6451 EQUIPMENT LEASES	1,963	2,340	2,797	3,500	3,332	0	2,800	
10-20-6466 911 DISPATCH	64,980	74,727	85,936	98,826	98,826	0	113,600	
10-20-6481 RRS SYSTEM	7,826	7,402	7,649	8,600	11,743	0	14,670	
10-20-6601 EMPLOYEE/CITIZEN RECOGNITION	1,038	455	1,798	1,200	713	0	1,200	
10-20-6615 ANIMAL CONTROL	0	252	0	250	248	0	1,000	

CITY OF JONESTOWN  
PROPOSED BUDGET WORKSHEET  
AS OF: SEPTEMBER 30TH, 2024

10 -GENERAL FUND

EXPENDITURES	2020-2021 ACTUAL	2021-2022 ACTUAL	2022-2023 ACTUAL	2023-2024			2024-2025	
				CURRENT BUDGET	Y-T-D ACTUAL	PROJECTED YEAR END	REQUESTED BUDGET	PROPOSED BUDGET
10-20-6680 MISCELLANEOUS/OTHER	0	0	159	0	0	0	0	0
TOTAL POLICE	918,703	1,154,170	1,288,796	1,492,862	1,207,600	0	1,638,088	
20-6231 PUBLICATIONS & SUBSCRIPTIO	PERMANENT NOTES: FLOCK, AXON, CENTRAL SQUARE, LEADS ONLINE, GUARDIAN ALLIANCE & LEXIPOL							
20-6441 SOFTWARE LICENSES	PERMANENT NOTES: TYLER TECH, CRIMESTAR & AXON							
<u>MUNICIPAL COURT</u>								
10-25-6001 FULL TIME SALARIES	54,851	70,862	102,058	123,001	106,577	0	118,394	
10-25-6002 PART TIME SALARIES	6,673	12,026	14,901	18,900	16,269	0	18,900	
10-25-6020 LONGEVITY	0	0	0	0	0	0	0	
10-25-6031 NEW HIRE EXPENSE	18	18	0	0	0	0	0	
10-25-6035 FICA	4,185	7,328	8,726	10,855	9,430	0	10,764	
10-25-6040 RETIREMENT	3,498	5,718	7,984	8,881	8,152	0	8,612	
10-25-6045 HEALTH INSURANCE BENEFITS	7,583	9,454	13,270	16,696	13,913	0	17,880	
10-25-6054 WORKERS COMP	0	217	261	363	249	0	365	
10-25-6055 TEXAS WORKFORCE COMMISSION	221	391	39	270	363	0	351	
10-25-6201 OFFICE EQUIPMENT	0	0	18	0	0	0	500	
10-25-6202 OFFICE FURNITURE	10	1,607	0	0	0	0	0	
10-25-6203 COMPUTER EQUIPMENT & SOFTWARE	25	0	0	0	0	0	0	
10-25-6220 OFFICE SUPPLIES	577	1,007	823	1,300	889	0	1,300	
10-25-6230 POSTAGE & FREIGHT	304	66	935	1,300	498	0	700	
10-25-6231 PUBLICATIONS & SUBSCRIPTIONS	106	30	141	100	0	0	0	
10-25-6311 DUES & MEMBERSHIPS	243	229	355	300	130	0	355	
10-25-6312 TRAINING & CERTIFICATION	810	1,350	600	3,500	1,428	0	3,500	
10-25-6314 TRAVEL/MEALS/MILEAGE	87	779	541	0	0	0	0	
10-25-6403 LEGAL SERVICES	9,232	16,782	14,246	15,000	4,356	0	10,000	
10-25-6411 IT SUPPORT SERVICES	184	0	0	0	0	0	0	
10-25-6424 TELEPHONE, MOBILE & INTERNET	375	532	0	0	24	0	0	
10-25-6441 SOFTWARE LICENSES	3	188	0	0	288	0	300	
10-25-6446 CREDIT CARD FEES	3,151	8,518	11,689	12,500	9,828	0	11,000	
10-25-6459 JUROR	0	0	0	120	0	0	100	
10-25-6461 INTERPRETER	0	350	378	1,000	0	0	1,000	
TOTAL MUNICIPAL COURT	92,135	137,453	176,965	214,086	172,394	0	204,021	
<u>FINANCE</u>								
10-26-6001 FULL TIME SALARIES	72,359	108,962	125,814	127,416	115,012	0	145,122	
10-26-6002 PART TIME SALARIES	0	0	80	0	0	0	0	
10-26-6010 OVERTIME	730	221	0	0	0	0	0	
10-26-6020 LONGEVITY	0	0	0	300	300	0	360	
10-26-6031 NEW HIRE EXPENSE	987	1,275	0	0	0	0	0	
10-26-6035 FICA	4,600	7,003	9,052	9,747	8,527	0	11,129	
10-26-6040 RETIREMENT	4,922	7,599	9,333	9,199	8,876	0	10,286	
10-26-6045 HEALTH INSURANCE BENEFITS	3,696	6,221	16,195	16,696	15,305	0	17,878	
10-26-6054 WORKERS COMP	0	145	327	326	313	0	386	

CITY OF JONESTOWN  
PROPOSED BUDGET WORKSHEET  
AS OF: SEPTEMBER 30TH, 2024

10 -GENERAL FUND

EXPENDITURES	2020-2021 ACTUAL	2021-2022 ACTUAL	2022-2023 ACTUAL	(----- 2023-2024 -----)			(----- 2024-2025 -----)	
				CURRENT BUDGET	Y-T-D ACTUAL	PROJECTED YEAR END	REQUESTED BUDGET	PROPOSED BUDGET
10-26-6055 TEXAS WORKFORCE COMMISSION	252	126	21	180	234	0	234	
10-26-6201 OFFICE EQUIPMENT	1,428	962	58	100	0	0	0	
10-26-6203 COMPUTER EQUIPMENT & SOFTWARE	1,990	2,648	18	500	285	0	0	
10-26-6220 OFFICE SUPPLIES	1,019	1,113	920	1,100	533	0	1,000	
10-26-6233 FUEL	0	29	0	0	0	0	0	
10-26-6311 DUES & MEMBERSHIPS	73	137	60	200	100	0	200	
10-26-6312 TRAINING & CERTIFICATION	440	955	3,170	2,000	249	0	2,000	
10-26-6314 TRAVEL/MEALS/MILEAGE	0	533	665	0	0	0	0	
10-26-6402 AUDIT SERVICES	17,490	13,860	37,200	35,000	29,300	0	35,000	
10-26-6409 PROFESSIONAL SERVICES	0	47,186	15,383	0	0	0	0	
10-26-6441 SOFTWARE LICENSES	5,923	6,424	6,530	7,500	7,275	0	7,500	
10-26-6445 BANK/AGENT FEES	0	0	0	0	53	0	0	
10-26-6454 LEGAL NOTICES	0	0	0	0	126	0	0	
TOTAL FINANCE	115,910	205,398	224,828	210,264	186,488	0	231,095	
26-6203 COMPUTER EQUIPMENT & SOFTWARE	PERMANENT NOTES: ADOBE							
26-6312 TRAINING & CERTIFICATION	PERMANENT NOTES: Combined 10-26-6312 with 10-26-6314							
26-6441 SOFTWARE LICENSES	PERMANENT NOTES: INCODE							
<u>DEVELOPMENT SERVICES</u>								
10-30-6001 FULL TIME SALARIES	200,596	261,417	264,252	305,961	187,149	0	328,730	
10-30-6002 PART TIME SALARIES	29,241	6,629	927	0	10,380	0	0	
10-30-6010 OVERTIME	122	134	0	0	51	0	0	
10-30-6020 LONGEVITY	0	0	0	0	0	0	300	
10-30-6031 NEW HIRE EXPENSE	282	114	68	0	0	0	0	
10-30-6035 FICA	16,648	20,885	20,358	23,406	15,190	0	25,171	
10-30-6040 RETIREMENT	13,257	18,562	22,149	22,090	13,369	0	21,141	
10-30-6045 HEALTH INSURANCE BENEFITS	18,609	23,797	28,197	33,928	14,388	0	35,756	
10-30-6054 WORKERS COMP	0	731	755	1,092	721	0	1,062	
10-30-6055 TEXAS WORKFORCE COMMISSION	1,554	616	53	450	385	0	585	
10-30-6201 OFFICE EQUIPMENT	676	11	69	500	0	0	500	
10-30-6202 OFFICE FURNITURE	360	215	272	500	0	0	500	
10-30-6203 COMPUTER EQUIPMENT & SOFTWARE	1,993	737	0	2,104	1,959	0	2,104	
10-30-6220 OFFICE SUPPLIES	1,756	1,868	1,196	1,900	1,352	0	1,000	
10-30-6230 POSTAGE & FREIGHT	446	5	630	875	703	0	600	
10-30-6231 PUBLICATIONS & SUBSCRIPTIONS	179	0	50	200	0	0	200	
10-30-6233 FUEL	1,751	2,812	1,907	2,500	588	0	2,500	
10-30-6234 UNIFORMS	0	0	0	350	258	0	350	
10-30-6304 VEHICLE MAINTENANCE	3,220	2,224	1,419	2,000	2,828	0	2,000	
10-30-6311 DUES & MEMBERSHIPS	48	1,249	842	1,250	486	0	1,230	
10-30-6312 TRAINING & CERTIFICATION	1,203	1,081	1,483	4,700	6,741	0	7,685	
10-30-6313 LICENSING & PERMITS	233	39	45	0	0	0	0	
10-30-6314 TRAVEL/MEALS/MILEAGE	69	217	160	0	0	0	0	

CITY OF JONESTOWN  
PROPOSED BUDGET WORKSHEET  
AS OF: SEPTEMBER 30TH, 2024

10 -GENERAL FUND

EXPENDITURES	2020-2021 ACTUAL	2021-2022 ACTUAL	2022-2023 ACTUAL	(----- 2023-2024 -----)			(----- 2024-2025 -----)	
				CURRENT BUDGET	Y-T-D ACTUAL	PROJECTED YEAR END	REQUESTED BUDGET	PROPOSED BUDGET
10-30-6406 ENGINEERING SERVICES	22,457	12,402	23,774	20,000	31,508	0	28,000	
10-30-6409 PROFESSIONAL SERVICES	1,935	0	652	12,950	13,790	0	14,000	
10-30-6411 IT SUPPORT SERVICES	604	0	0	1,000	0	0	0	
10-30-6424 TELEPHONE, MOBILE & INTERNET	1,828	1,534	1,534	1,500	1,346	0	1,500	
10-30-6432 INSURANCE - VEHICLE	728	772	810	810	858	0	1,117	
10-30-6441 SOFTWARE LICENSES	5,615	7,776	7,365	20,956	16,100	0	17,000	
10-30-6449 FILING FEES	732	760	286	850	197	0	500	
10-30-6451 EQUIPMENT LEASES	1,747	1,514	2,074	2,073	1,912	0	2,080	
10-30-6454 LEGAL NOTICES	7,280	2,988	2,433	3,500	2,032	0	2,800	
10-30-6467 BUILDING INSPECTIONS	2,905	4,875	10,450	5,000	67,000	0	6,280	
10-30-6468 CODE ENFORCEMENT	18,750	12,500	31,425	25,000	18,750	0	25,000	
10-30-6469 HEALTH INSPECTIONS	4,625	5,575	4,300	6,000	3,775	0	5,000	
10-30-6690 CASH OVER & SHORT	0	3	0	0	0	0	0	
TOTAL DEVELOPMENT SERVICES	361,449	394,039	429,935	503,445	413,812	0	534,691	
<u>PARKS &amp; RECREATION</u>								
10-40-6001 FULL TIME SALARIES	133,151	93,720	79,589	81,901	58,930	0	75,962	
10-40-6002 PART TIME SALARIES	14,529	15,686	24,835	25,914	19,684	0	26,824	
10-40-6010 OVERTIME	4,534	958	1,273	1,785	655	0	1,900	
10-40-6020 LONGEVITY	0	0	0	900	900	0	0	
10-40-6031 NEW HIRE EXPENSE	38	18	0	0	0	0	0	
10-40-6035 FICA	9,975	8,473	8,035	8,384	6,281	0	8,008	
10-40-6040 RETIREMENT	8,779	7,094	3,455	6,042	10,174	0	5,505	
10-40-6045 HEALTH INSURANCE BENEFITS	22,236	17,525	15,326	16,696	12,522	0	17,878	
10-40-6054 WORKERS COMP	0	1,767	1,922	1,946	1,414	0	1,798	
10-40-6055 TEXAS WORKFORCE COMMISSION	961	31	31	270	351	0	468	
10-40-6201 OFFICE EQUIPMENT	0	250	57	500	0	0	500	
10-40-6203 COMPUTER EQUIPMENT & SOFTWARE	0	0	0	1,617	0	0	2,000	
10-40-6204 SMALL TOOLS & EQUIPMENT	1,591	1,772	2,308	3,000	1,121	0	2,000	
10-40-6205 SAFETY EQUIPMENT & SUPPLIES	360	431	518	500	195	0	100	
10-40-6209 PARK EQUIPMENT-SEE FUND 45	10,478	9,168	4,019	11,000	10,238	0	0	
10-40-6210 BOAT DOCK/RAMP MOVING	0	0	0	5,000	0	0	5,000	
10-40-6220 OFFICE SUPPLIES	151	486	1,209	1,000	449	0	1,000	
10-40-6221 JANITORIAL SUPPLIES	353	4,348	1,112	3,000	116	0	1,000	
10-40-6223 TRAFFIC CONTROL SUPPLIES	750	0	601	1,000	672	0	1,000	
10-40-6230 POSTAGE & FREIGHT	44	2	32	100	12	0	100	
10-40-6233 FUEL	3,755	5,058	3,793	5,000	2,104	0	3,000	
10-40-6301 BUILDING & GROUNDS MAINTENANCE	11,329	18,250	15,349	30,950	27,896	0	16,000	
10-40-6304 VEHICLE MAINTENANCE	34	1,470	2,127	4,000	3,227	0	2,000	
10-40-6305 EQUIPMENT MAINTENANCE	12	2,673	1,319	2,500	2,450	0	1,500	
10-40-6307 BOAT DOCK/RAMP EQUIP MAINT	2,691	1,433	300	5,000	0	0	5,000	
10-40-6312 TRAINING / CERTIFICATION/CPE	0	0	0	1,000	20	0	1,000	
10-40-6314 TRAVEL/MEALS/MILEAGE	47	20	20	0	0	0	0	
10-40-6409 PROFESSIONAL SERVICES	0	0	0	0	0	0	2,500	
10-40-6421 ELECTRICITY	3,616	4,188	3,376	4,500	2,810	0	4,500	
10-40-6422 WATER	1,712	3,056	4,161	4,000	2,967	0	4,200	
10-40-6423 SANITATION	20,822	16,854	14,507	22,000	20,318	0	22,000	
10-40-6424 TELEPHONE, MOBILE & INTERNET	1,754	1,223	867	800	722	0	900	

CITY OF JONESTOWN  
PROPOSED BUDGET WORKSHEET  
AS OF: SEPTEMBER 30TH, 2024

10 -GENERAL FUND

EXPENDITURES	2020-2021 ACTUAL	2021-2022 ACTUAL	2022-2023 ACTUAL	(----- 2023-2024 -----)			(----- 2024-2025 -----)	
				CURRENT BUDGET	Y-T-D ACTUAL	PROJECTED YEAR END	REQUESTED BUDGET	PROPOSED BUDGET
10-40-6432 INSURANCE - VEHICLE	704	746	783	800	829	0	1,079	
10-40-6433 INSURANCE - REAL/PERSONAL PROP	493	548	669	700	636	0	939	
10-40-6441 SOFTWARE LICENSES	2,163	0	2,196	0	0	0	0	
10-40-6446 CREDIT CARD FEES	9,830	12,318	1,698	10,000	1,125	0	7,000	
10-40-6450 BOAT LAUNCH STATION FEES	5,157	3,626	6,839	4,000	4,241	0	6,000	
10-40-6451 EQUIPMENT LEASES	0	0	( 74)	0	0	0	0	
10-40-6452 EQUIPMENT RENTAL	0	346	1,142	3,000	3,516	0	3,000	
TOTAL PARKS & RECREATION	272,048	233,539	203,393	268,805	196,574	0	231,661	
40-6314 TRAVEL/MEALS/MILEAGE								
								PERMANENT NOTES: 10-40-6314 COMBINED WITH 10-40-6312
40-6409 PROFESSIONAL SERVICES								
								PERMANENT NOTES: GRANT EXPENSE
<b>PUBLIC WORKS</b>								
10-50-6001 FULL TIME SALARIES	180,144	222,623	236,943	310,478	242,742	0	357,094	
10-50-6002 PART TIME SALARIES	14,238	2,089	0	0	0	0	0	
10-50-6010 OVERTIME	6,001	5,181	6,535	6,741	4,755	0	9,000	
10-50-6020 LONGEVITY	0	0	0	900	900	0	990	
10-50-6031 NEW HIRE EXPENSE	0	46	36	0	0	0	0	
10-50-6035 FICA	14,085	17,288	17,811	24,267	18,656	0	28,082	
10-50-6040 RETIREMENT	12,644	14,767	19,093	22,903	18,128	0	25,953	
10-50-6045 HEALTH INSURANCE BENEFITS	28,071	34,676	34,703	54,262	38,885	0	58,104	
10-50-6054 WORKERS COMP	0	5,606	6,256	9,144	5,973	0	9,125	
10-50-6055 TEXAS WORKFORCE COMMISSION	1,372	239	66	585	672	0	761	
10-50-6201 OFFICE EQUIPMENT&FURNITURE	259	1,262	1,921	500	467	0	500	
10-50-6203 COMPUTER EQUIPMENT & SOFTWARE	8,725	4,559	155	1,500	2,212	0	1,500	
10-50-6204 SMALL TOOLS & EQUIPMENT	8,176	7,600	8,695	8,000	5,548	0	4,000	
10-50-6205 SAFETY EQUIPMENT & SUPPLIES	5,747	767	3,652	3,000	1,989	0	1,500	
10-50-6220 OFFICE SUPPLIES	614	19	915	500	856	0	800	
10-50-6221 JANITORIAL SERVICES/SUPPLIES	91	267	226	3,000	256	0	500	
10-50-6222 GENERAL SUPPLIES	8,452	3,484	3,367	5,000	3,689	0	3,500	
10-50-6223 TRAFFIC CONTROL SUPPLIES	5,299	6,046	2,654	5,000	1,360	0	3,000	
10-50-6230 POSTAGE & FREIGHT	1	86	0	0	5	0	50	
10-50-6231 PUBLICATIONS & SUBSCRIPTIONS	0	0	501	0	299	0	300	
10-50-6232 BOTTLED WATER	1,038	680	1,581	2,000	1,611	0	2,000	
10-50-6233 FUEL	18,007	16,734	17,883	20,000	8,827	0	18,000	
10-50-6234 UNIFORMS	3,798	2,068	3,409	5,000	3,806	0	5,000	
10-50-6301 BUILDING & GROUNDS MAINTENANCE	4,876	2,509	1,623	11,000	3,079	0	6,000	
10-50-6303 OFFICE EQUIPMENT MAINTENANCE	490	78	0	0	0	0	0	
10-50-6304 VEHICLE MAINTENANCE	7,071	5,926	9,496	8,000	2,857	0	6,000	
10-50-6305 EQUIPMENT MAINTENANCE	9,238	12,222	9,254	11,000	6,883	0	8,000	
10-50-6310 STREET MAINTENANCE	19,666	30,660	12,637	30,000	20,366	0	30,000	
10-50-6312 TRAINING/CERTIFICATION/CPE	45	30	600	2,500	5,740	0	5,000	
10-50-6313 LICENSING & PERMITS	0	60	0	0	0	0	0	
10-50-6314 TRAVEL/MEALS/MILEAGE	0	43	40	0	0	0	0	
10-50-6406 ENGINEERING SERVICES	14,016	2,280	2,020	6,000	0	0	2,000	



CITY OF JONESTOWN  
PROPOSED BUDGET WORKSHEET  
AS OF: SEPTEMBER 30TH, 2024

10 -GENERAL FUND

EXPENDITURES	2020-2021 ACTUAL	2021-2022 ACTUAL	2022-2023 ACTUAL	(----- 2023-2024 -----)			(----- 2024-2025 -----)	
				CURRENT BUDGET	Y-T-D ACTUAL	PROJECTED YEAR END	REQUESTED BUDGET	PROPOSED BUDGET
10-50-6409 PROFESSIONAL SERVICES	0	243	828	0	0	0	500	
10-50-6411 IT SUPPORT SERVICES	53	105	0	0	0	0	0	
10-50-6412 JANITORIAL SERVICES	0	275	286	1,560	1,583	0	1,600	
10-50-6413 PEST CONTROL	300	225	0	0	0	0	0	
10-50-6421 ELECTRICITY	6,277	6,815	6,797	7,000	6,105	0	8,000	
10-50-6422 WATER	627	481	821	600	471	0	700	
10-50-6424 TELEPHONE, MOBILE & INTERNET	2,549	1,968	682	1,000	405	0	600	
10-50-6432 INSURANCE - VEHICLE	5,959	6,317	6,632	7,000	7,024	0	9,138	
10-50-6433 INSURANCE - REAL/PERSONAL PROP	5,303	6,010	5,387	5,500	4,849	0	7,166	
10-50-6441 SOFTWARE LICENSES	3,600	3,600	2,400	0	288	0	300	
10-50-6442 GREEN CENTER	0	0	0	0	0	0	30,000	
10-50-6443 HYDRANT EXPANSION	0	0	0	0	0	0	10,000	
10-50-6451 EQUIPMENT LEASES	2,125	2,118	2,043	2,100	2,151	0	2,200	
10-50-6452 EQUIPMENT RENTAL	3,042	1,023	1,216	6,000	1,504	0	4,000	
TOTAL PUBLIC WORKS	401,997	429,074	429,165	582,040	424,940	0	660,963	
<u>LIBRARY</u>								
10-55-6001 FULL TIME SALARIES	59,514	60,121	61,757	63,489	57,414	0	66,685	
10-55-6002 PART TIME SALARIES	10,136	8,275	9,450	32,760	21,065	0	32,872	
10-55-6010 OVERTIME	0	122	2,502	630	392	0	0	
10-55-6020 LONGEVITY	0	0	0	420	420	0	480	
10-55-6031 NEW HIRE EXPENSE	0	18	28	0	0	0	0	
10-55-6035 FICA	5,070	5,355	5,597	7,411	6,180	0	7,653	
10-55-6040 RETIREMENT	4,048	4,203	5,097	4,629	4,459	0	4,749	
10-55-6045 HEALTH INSURANCE BENEFITS	7,669	7,173	7,556	8,348	7,652	0	8,939	
10-55-6054 WORKERS COMP	0	310	205	438	284	0	357	
10-55-6055 TEXAS WORKFORCE COMMISSION	429	83	20	270	274	0	351	
10-55-6201 OFFICE EQUIPMENT	434	0	0	200	0	0	200	
10-55-6202 OFFICE FURNITURE	780	1,141	4,075	0	270	0	0	
10-55-6203 COMPUTER EQUIPMENT & SOFTWARE	189	14,537	0	2,500	0	0	1,500	
10-55-6220 OFFICE SUPPLIES	877	559	681	500	517	0	500	
10-55-6221 JANITORIAL SUPPLIES	117	49	50	500	70	0	250	
10-55-6230 POSTAGE & FREIGHT	3	0	0	150	0	0	100	
10-55-6231 PUBLICATIONS & SUBSCRIPTIONS	0	410	0	700	0	0	500	
10-55-6232 BOTTLED WATER	638	372	189	200	112	0	200	
10-55-6238 LIBRARY MATERIALS	10,974	9,719	9,615	10,000	6,341	0	12,500	
10-55-6239 LIBRARY SUPPLIES	1,376	11	1,984	700	690	0	700	
10-55-6301 BUILDING & GROUNDS MAINTENANCE	242	501	0	0	160	0	0	
10-55-6311 DUES & MEMBERSHIPS	343	845	139	500	139	0	150	
10-55-6312 TRAINING & CERTIFICATION	0	206	0	3,200	0	0	1,500	
10-55-6313 LICENSING & PERMITS	85	399	0	0	0	0	0	
10-55-6314 TRAVEL/MEALS/MILEAGE	0	0	0	0	0	0	0	
10-55-6411 IT SUPPORT SERVICES	0	0	145	150	0	0	0	
10-55-6412 JANITORIAL SERVICES	0	0	1,289	7,020	7,122	0	8,000	
10-55-6424 TELEPHONE, MOBILE & INTERNET	0	0	0	0	198	0	0	
10-55-6433 INSURANCE - REAL/PERSONAL PROP	666	705	903	950	755	0	1,118	
10-55-6441 SOFTWARE LICENSES	1,111	1,100	0	1,300	1,210	0	1,300	
10-55-6451 EQUIPMENT LEASES	1,058	863	1,751	2,100	1,912	0	2,100	

CITY OF JONESTOWN  
 PROPOSED BUDGET WORKSHEET  
 AS OF: SEPTEMBER 30TH, 2024

10 -GENERAL FUND

EXPENDITURES	2020-2021 ACTUAL	2021-2022 ACTUAL	2022-2023 ACTUAL	(----- 2023-2024 -----)			(----- 2024-2025 -----)	
				CURRENT BUDGET	Y-T-D ACTUAL	PROJECTED YEAR END	REQUESTED BUDGET	PROPOSED BUDGET
10-55-6462 ALARM MONITORING	557	713	646	760	757	0	800	
10-55-6607 DONATION EXPENDITURES	480	0	0	0	0	0	0	
10-55-6624 LIBRARY PROGRAMS	353	328	2,893	5,800	1,913	0	4,000	
10-55-6625 SUMMER READING PROGRAM	851	1,999	836	3,500	0	0	2,500	
10-55-6690 CASH OVER & SHORT	0	0	0	0	0	0	0	
TOTAL LIBRARY	108,004	120,117	117,408	159,125	120,304	0	160,004	
55-6312 TRAINING & CERTIFICATION	PERMANENT NOTES: 10-55-6314 & 10-55-6313 combined with 10-55-6312							
TOTAL EXPENDITURES	3,215,833	5,582,807	4,288,821	5,166,597	4,294,097	0	5,207,965	
REVENUE OVER/(UNDER) EXPENDITURES	755,261	( 1,500,378)	459,315	3,830	901,086	0	88,735	
OTHER FINANCING SOURCES	=====							
TOTAL OTHER FINANCING SOURCES	0	0	0	0	0	0	0	
OTHER FINANCING (USES)	=====							
TOTAL OTHER FINANCING (USES)	0	0	0	0	0	0	0	
REVENUE & OTHER SOURCES OVER/ (UNDER) EXPENDITURES & OTHER (USES)	755,261	( 1,500,378)	459,315	3,830	901,086	0	88,735	

\*\*\* END OF REPORT \*\*\*

CITY OF JONESTOWN  
 PROPOSED BUDGET WORKSHEET  
 AS OF: SEPTEMBER 30TH, 2024

13 -COURT RESTRICTED

REVENUES	2020-2021 ACTUAL	2021-2022 ACTUAL	2022-2023 ACTUAL	(----- 2023-2024 -----) (----- 2024-2025 -----)			REQUESTED BUDGET	PROPOSED BUDGET
				CURRENT BUDGET	Y-T-D ACTUAL	PROJECTED YEAR END		
<u>NON-DEPARTMENTAL</u>								
13-00-4305 TIME PAYMENT EFFICIENCY FEES	30	14	19	0	26	0	25	
13-00-4310 CHILD SAFETY FEES	2,424	1,755	2,789	3,000	1,951	0	2,300	
13-00-4311 LOCAL YOUTH DIVERSION FEES	6,023	12,416	9,837	15,000	6,175	0	8,000	
13-00-4315 COURT SECURITY FEES	6,275	12,398	9,894	14,000	6,200	0	8,000	
13-00-4320 COURT TECHNOLOGY FEES	5,314	10,228	8,199	11,000	5,085	0	7,000	
13-00-4605 INTEREST EARNED	0	0	904	0	6,094	0	6,500	
TOTAL NON-DEPARTMENTAL	20,066	36,810	31,643	43,000	25,532	0	31,825	
<b>TOTAL REVENUES</b>	<b>20,066</b>	<b>36,810</b>	<b>31,643</b>	<b>43,000</b>	<b>25,532</b>	<b>0</b>	<b>31,825</b>	

CITY OF JONESTOWN  
 PROPOSED BUDGET WORKSHEET  
 AS OF: SEPTEMBER 30TH, 2024

13 -COURT RESTRICTED

EXPENDITURES	2020-2021 ACTUAL	2021-2022 ACTUAL	2022-2023 ACTUAL	(----- 2023-2024 -----)			(----- 2024-2025 -----)	
				CURRENT BUDGET	Y-T-D ACTUAL	PROJECTED YEAR END	REQUESTED BUDGET	PROPOSED BUDGET
<b>NON-DEPARTMENTAL</b>								
13-00-6612 CHILD SAFETY	1,081	477	0	2,000	3,174	0	3,300	
13-00-6613 BUILDING SECURITY	1,249	1,100	500	3,600	1,628	0	0	
13-00-6614 TECHNOLOGY	3,239	8,422	3,265	5,750	6,515	0	6,000	
13-00-6645 BANK/AGENT FEES	0	0	20	0	30	0	50	
TOTAL NON-DEPARTMENTAL	5,569	9,999	3,785	11,350	11,347	0	9,350	
TOTAL EXPENDITURES	5,569	9,999	3,785	11,350	11,347	0	9,350	
REVENUE OVER/(UNDER) EXPENDITURES	14,497	26,811	27,859	31,650	14,185	0	22,475	
<b>OTHER FINANCING SOURCES</b>								
TOTAL OTHER FINANCING SOURCES	0	0	0	0	0	0	0	
REVENUE & OTHER SOURCES OVER/ (UNDER) EXPENDITURES & OTHER (USES)	14,497	26,811	27,859	31,650	14,185	0	22,475	

\*\*\* END OF REPORT \*\*\*

CITY OF JONESTOWN  
 PROPOSED BUDGET WORKSHEET  
 AS OF: SEPTEMBER 30TH, 2024

14 -GRANT FUND

REVENUES	2020-2021 ACTUAL	2021-2022 ACTUAL	2022-2023 ACTUAL	(----- 2023-2024 -----)		(----- 2024-2025 -----)		
				CURRENT BUDGET	Y-T-D ACTUAL	PROJECTED YEAR END	REQUESTED BUDGET	PROPOSED BUDGET
<u>NON-DEPARTMENTAL</u>								
14-00-4605 INTEREST EARNED	0	0	0	0	906	0	660	
14-00-4650 COVID INFRAS FUND GRANT	0	0	75,377	0	0	0	0	
TOTAL NON-DEPARTMENTAL	0	0	75,377	0	906	0	660	
TOTAL REVENUES	0	0	75,377	0	906	0	660	

CITY OF JONESTOWN  
 PROPOSED BUDGET WORKSHEET  
 AS OF: SEPTEMBER 30TH, 2024

14 -GRANT FUND

EXPENDITURES	2020-2021 ACTUAL	2021-2022 ACTUAL	2022-2023 ACTUAL	2023-2024		2024-2025		PROPOSED BUDGET
				CURRENT BUDGET	Y-T-D ACTUAL	PROJECTED YEAR END	REQUESTED BUDGET	
<u>NON-DEPARTMENTAL</u>								
14-00-6409 GRANT PROFESSIONAL SERVICES	0	0	2,500	2,500	0	0	2,500	
14-00-6680 MISCELLANEOUS/OTHER	0	0	0	0	0	0	0	
14-00-6800 INFRASTRUCTURE PROJECT	0	0	21,289	0	0	0	0	
14-00-6801 EQUIPMENT	0	0	51,588	415,500	284,128	0	30,000	
TOTAL NON-DEPARTMENTAL	0	0	75,377	418,000	284,128	0	32,500	
TOTAL EXPENDITURES	0	0	75,377	418,000	284,128	0	32,500	
REVENUE OVER/(UNDER) EXPENDITURES	0	0	0	( 418,000)	( 283,222)	0	( 31,840)	
<u>OTHER FINANCING SOURCES</u>								
TOTAL OTHER FINANCING SOURCES	0	0	0	0	0	0	0	
REVENUE & OTHER SOURCES OVER/ (UNDER) EXPENDITURES & OTHER (USES)	0	0	0	( 418,000)	( 283,222)	0	( 31,840)	

\*\*\* END OF REPORT \*\*\*

CITY OF JONESTOWN  
 PROPOSED BUDGET WORKSHEET  
 AS OF: SEPTEMBER 30TH, 2024

15 -PLAZA ENTERPRISE

REVENUES	2020-2021 ACTUAL	2021-2022 ACTUAL	2022-2023 ACTUAL	(----- 2023-2024 -----)			(----- 2024-2025 -----)	
				CURRENT BUDGET	Y-T-D ACTUAL	PROJECTED YEAR END	REQUESTED BUDGET	PROPOSED BUDGET
<u>NON-DEPARTMENTAL</u>								
15-00-4520 RENT TRAVIS COUNTY	70,250	65,450	65,450	70,031	70,032	0	70,031	
15-00-4521 RENT - US POST OFFICE	0	4,800	4,800	4,800	4,400	0	4,800	
15-00-4605 INTEREST EARNED	0	0	0	0	1,652	0	15,000	
15-00-4910 TRANSFER FROM GENERAL FUND	35,000	35,000	35,000	35,000	35,000	0	35,000	
TOTAL NON-DEPARTMENTAL	105,250	105,250	105,250	109,831	111,083	0	124,831	
TOTAL REVENUES	105,250	105,250	105,250	109,831	111,083	0	124,831	

CITY OF JONESTOWN  
 PROPOSED BUDGET WORKSHEET  
 AS OF: SEPTEMBER 30TH, 2024

15 -PLAZA ENTERPRISE

EXPENDITURES	2020-2021	2021-2022	2022-2023	(----- 2023-2024 -----) (----- 2024-2025 -----)				
	ACTUAL	ACTUAL	ACTUAL	CURRENT BUDGET	Y-T-D ACTUAL	PROJECTED YEAR END	REQUESTED BUDGET	PROPOSED BUDGET
<u>NON-DEPARTMENTAL</u>								
15-00-6221 JANITORIAL SUPPLIES	250	328	1,144	1,200	938	0	1,200	
15-00-6301 BUILDING & GROUNDS MAINTENANCE	24,399	41,330	39,212	86,000	56,730	0	120,000	
15-00-6412 JANITORIAL SERVICES	21,387	14,562	15,628	14,040	14,243	0	15,444	
15-00-6413 PEST CONTROL	1,595	810	3,180	2,200	2,385	0	2,200	
15-00-6421 ELECTRICITY	24,067	26,051	27,317	25,000	24,996	0	25,000	
15-00-6422 WATER	3,963	3,638	3,467	4,000	4,595	0	4,000	
15-00-6433 INSURANCE - REAL/PERSONAL PROP	2,825	3,078	4,020	4,100	3,360	0	4,981	
15-00-6680 MISCELLANEOUS/OTHER	0	0	0	0	10	0	0	
15-00-6691 DEPRECIATION	14,320	10,170	0	0	0	0	0	
TOTAL NON-DEPARTMENTAL	92,805	99,967	93,969	136,540	107,257	0	172,825	
00-6301 BUILDING & GROUNDS MAINTENPERMANENT NOTES: Roof Repairs & 4 AC Replacments								
TOTAL EXPENDITURES	92,805	99,967	93,969	136,540	107,257	0	172,825	
REVENUE OVER/(UNDER) EXPENDITURES	12,445	5,283	11,281	( 26,709)	3,826	0	( 47,994)	
<u>OTHER FINANCING SOURCES</u>								
TOTAL OTHER FINANCING SOURCES	0	0	0	0	0	0	0	
REVENUE & OTHER SOURCES OVER/ (UNDER) EXPENDITURES & OTHER (USES)	12,445	5,283	11,281	( 26,709)	3,826	0	( 47,994)	

\*\*\* END OF REPORT \*\*\*



CITY OF JONESTOWN  
 PROPOSED BUDGET WORKSHEET  
 AS OF: SEPTEMBER 30TH, 2024

16 -CAPITAL EXPENDITURES FUND

REVENUES	2020-2021 ACTUAL	2021-2022 ACTUAL	2022-2023 ACTUAL	(----- 2023-2024 -----)			(----- 2024-2025 -----)	
				CURRENT BUDGET	Y-T-D ACTUAL	PROJECTED YEAR END	REQUESTED BUDGET	PROPOSED BUDGET
<u>NON-DEPARTMENTAL</u>								
16-00-4601 SALE OF ASSETS	1,479	0	0	0	0	0	0	
16-00-4910 TRANSFER FROM GENERAL FUND	150,000	150,000	214,000	565,000	565,000	0	400,000	
16-00-4911 TRANSFER FROM FUND BALANCE	0	0	0	0	0	0	0	
TOTAL NON-DEPARTMENTAL	151,479	150,000	214,000	565,000	565,000	0	400,000	
TOTAL REVENUES	151,479	150,000	214,000	565,000	565,000	0	400,000	

CITY OF JONESTOWN  
 PROPOSED BUDGET WORKSHEET  
 AS OF: SEPTEMBER 30TH, 2024

16 -CAPITAL EXPENDITURES FUND

EXPENDITURES	2020-2021 ACTUAL	2021-2022 ACTUAL	2022-2023 ACTUAL	2023-2024		2024-2025		
				CURRENT BUDGET	Y-T-D ACTUAL	PROJECTED YEAR END	REQUESTED BUDGET	PROPOSED BUDGET
<b>NON-DEPARTMENTAL</b>								
16-00-6812 COMPUTER EQUIPMENT	0	0	0	0	0	0	0	
16-00-6816 COMPREHENSIVE ORDINANCE UPDATE	0	0	0	28,000	15,121	0	10,000	
TOTAL NON-DEPARTMENTAL	0	0	0	28,000	15,121	0	10,000	
<b>POLICE</b>								
16-20-6806 POLICE DEPARTMENT BUILDING	15,123	0	0	0	0	0	0	
16-20-6809 VEHICLES	24,677	69,248	203,421	117,467	81,417	0	105,000	
16-20-6810 EQUIPMENT	14,275	0	13,016	61,000	64,914	0	0	
TOTAL POLICE	54,075	69,248	216,437	178,467	146,330	0	105,000	
<b>PARKS &amp; RECREATION</b>								
16-40-6815 PARK EQUIPMENT	29,365	28,742	17,823	63,916	2,724	0	24,000	
TOTAL PARKS & RECREATION	29,365	28,742	17,823	63,916	2,724	0	24,000	
40-6815 PARK EQUIPMENT								PERMANENT NOTES: NEW STORAGE SHED & MEMORIAL BENCHES
<b>PUBLIC WORKS</b>								
16-50-6808 BUILDINGS & GROUNDS	9,500	0	0	30,000	29,900	0	35,000	
16-50-6809 VEHICLES	39,092	0	0	80,000	62,244	0	115,000	
16-50-6810 EQUIPMENT	26,959	79,544	4,808	74,308	59,633	0	26,000	
16-50-6998 LEASE PAYMENT BACKHOE	0	0	26,194	39,291	39,291	0	39,291	
TOTAL PUBLIC WORKS	75,551	79,544	31,002	223,599	191,068	0	215,291	
50-6808 BUILDINGS & GROUNDS								PERMANENT NOTES: BUILDING ON FENCED LOT FOR STORAGE
50-6809 VEHICLES								PERMANENT NOTES: DUMP TRUCK LEASE & REPLACEMENT TRUCK
50-6810 EQUIPMENT								PERMANENT NOTES: JD MOWER & ATTACHMENT
50-6998 LEASE PAYMENT BACKHOE								PERMANENT NOTES: MONTHLY PAYMENTS OF \$3,274.21 FOR 36 MONTHS FOR A TOTAL OF \$117,872.
TOTAL EXPENDITURES	158,991	177,535	265,262	493,982	355,242	0	354,291	
REVENUE OVER/(UNDER) EXPENDITURES	( 7,512)	( 27,535)	( 51,262)	71,018	209,758	0	45,709	

CITY OF JONESTOWN  
 PROPOSED BUDGET WORKSHEET  
 AS OF: SEPTEMBER 30TH, 2024

16 -CAPITAL EXPENDITURES FUND

	2020-2021 ACTUAL	2021-2022 ACTUAL	2022-2023 ACTUAL	(----- CURRENT BUDGET	2023-2024 Y-T-D ACTUAL	(----- PROJECTED YEAR END	(----- 2024-2025 REQUESTED BUDGET	(----- PROPOSED BUDGET
OTHER FINANCING SOURCES								
=====								
TOTAL OTHER FINANCING SOURCES	0	0	0	0	0	0	0	
OTHER FINANCING (USES)								
=====								
TOTAL OTHER FINANCING (USES)	0	0	0	0	0	0	0	
REVENUE & OTHER SOURCES OVER/ (UNDER) EXPENDITURES & OTHER (USES)								
	( 7,512)	( 27,535)	( 51,262)	71,018	209,758	0	45,709	
	=====	=====	=====	=====	=====	=====	=====	=====

\*\*\* END OF REPORT \*\*\*

CITY OF JONESTOWN  
 PROPOSED BUDGET WORKSHEET  
 AS OF: SEPTEMBER 30TH, 2024

17 -NORTHSHORE WWP

REVENUES	2020-2021	2021-2022	2022-2023	(----- 2023-2024 -----)		(----- 2024-2025 -----)		
	ACTUAL	ACTUAL	ACTUAL	CURRENT BUDGET	Y-T-D ACTUAL	PROJECTED YEAR END	REQUESTED BUDGET	PROPOSED BUDGET
<b>NON-DEPARTMENTAL</b>								
17-00-4260 TAP & IMPACT FEES	39,200	16,515	4,700	5,000	7,000	0	0	
17-00-4425 WW SERVICE FEES - JONESTOWN	166,542	168,743	175,815	180,000	159,349	0	0	
17-00-4430 WW SERVICE FEES - LAGO VISTA	91,455	138,240	183,378	190,000	180,812	0	0	
17-00-4604 LATE FEES	6,291	5,183	6,867	8,000	4,379	0	0	
17-00-4605 INTEREST EARNED	0	0	7,271	10,500	20,424	0	0	
17-00-4680 OTHER INCOME	0	5,843	9	0	0	0	0	
TOTAL NON-DEPARTMENTAL	303,488	334,525	378,040	393,500	371,963	0	0	
<b>NORTHSHORE</b>								
17-10-4425 WW SERVICE FEES	0	0	0	0	0	0	170,000	
17-10-4604 LATE FEES - NORTHSHORE	0	0	0	0	0	0	4,000	
17-10-4605 INTEREST EARNED	0	0	0	0	0	0	10,500	
TOTAL NORTHSHORE	0	0	0	0	0	0	184,500	
<b>CARLTON PUD</b>								
17-20-4260 TAP FEES	0	0	0	0	0	0	5,000	
17-20-4430 WW SERVICE FEES	0	0	0	0	0	0	210,000	
17-20-4604 LATE FEES - CARLTON PUD	0	0	0	0	0	0	4,000	
TOTAL CARLTON PUD	0	0	0	0	0	0	219,000	
<b>TOTAL REVENUES</b>	<b>303,488</b>	<b>334,525</b>	<b>378,040</b>	<b>393,500</b>	<b>371,963</b>	<b>0</b>	<b>403,500</b>	

CITY OF JONESTOWN  
PROPOSED BUDGET WORKSHEET  
AS OF: SEPTEMBER 30TH, 2024

17 -NORTHSHORE WWP

EXPENDITURES	2020-2021 ACTUAL	2021-2022 ACTUAL	2022-2023 ACTUAL	2023-2024			2024-2025	
				CURRENT BUDGET	Y-T-D ACTUAL	PROJECTED YEAR END	REQUESTED BUDGET	PROPOSED BUDGET
<b>NON-DEPARTMENTAL</b>								
17-00-6001 FULL TIME SALARIES	41,688	43,409	51,889	27,628	26,243	0	0	
17-00-6002 PART TIME SALARIES	0	0	0	0	0	0	0	
17-00-6010 OVERTIME	2,424	3,817	4,574	4,620	2,866	0	0	
17-00-6015 MERIT	0	0	0	0	0	0	0	
17-00-6020 LONGEVITY	0	0	0	240	240	0	0	
17-00-6031 NEW HIRE EXPENSE	0	0	0	0	0	0	0	
17-00-6035 FICA	3,192	3,688	4,330	2,467	2,288	0	0	
17-00-6040 RETIREMENT	5,689	3,359	4,400	2,328	2,503	0	0	
17-00-6045 HEALTH INSURANCE BENEFITS	6,747	7,173	7,502	4,174	3,583	0	0	
17-00-6054 WORKERS COMP	0	1,365	1,134	906	994	0	0	
17-00-6055 TEXAS WORKFORCE COMMISSION	252	9	9	45	117	0	0	
17-00-6204 SMALL TOOLS & EQUIPMENT	3,015	4,013	2,510	4,000	2,110	0	0	
17-00-6205 SAFETY EQUIPMENT & SUPPLIES	486	149	164	2,100	18	0	0	
17-00-6220 OFFICE SUPPLIES	240	333	617	1,000	428	0	0	
17-00-6222 GENERAL SUPPLIES	2,395	1,692	1,355	2,500	1,271	0	0	
17-00-6230 POSTAGE & FREIGHT	801	54	2,093	2,000	2,541	0	0	
17-00-6233 FUEL	0	0	0	6,500	2,420	0	0	
17-00-6234 UNIFORMS	0	0	0	650	275	0	0	
17-00-6237 CHEMICALS	2,873	2,705	4,895	5,500	2,277	0	0	
17-00-6301 BUILDING & GROUNDS MAINTENANCE	859	214	1,302	2,000	1,522	0	0	
17-00-6305 EQUIPMENT MAINTENANCE	194	883	0	500	558	0	0	
17-00-6312 TRAINING /CERTIFICATION/CPE	2,193	2,794	1,974	6,000	1,291	0	0	
17-00-6313 LICENSING & PERMITS	1,250	1,361	1,250	0	1,250	0	0	
17-00-6314 TRAVEL/MEALS/MILEAGE	394	1,622	62	0	0	0	0	
17-00-6320 SYSTEM REPAIRS	23,605	21,656	48,747	20,000	27,285	0	0	
17-00-6406 ENGINEERING SERVICES	3,771	717	500	3,000	11,933	0	0	
17-00-6421 ELECTRICITY	6,894	8,548	8,577	10,000	8,007	0	0	
17-00-6422 WATER	3,572	3,241	3,675	4,500	2,917	0	0	
17-00-6424 TELEPHONE, MOBILE & INTERNET	739	819	833	600	871	0	0	
17-00-6433 INSURANCE - REAL/PERSONAL PROP	2,916	3,063	3,922	4,000	3,278	0	0	
17-00-6441 SOFTWARE LICENSES	1,001	841	1,023	900	873	0	0	
17-00-6445 BANK/AGENT FEES	0	210	( 12)	0	0	0	0	
17-00-6449 FILING FEES	33	0	35	0	0	0	0	
17-00-6463 LABORATORY TESTING	4,677	7,413	6,285	7,000	6,111	0	0	
17-00-6464 WASTE WATER SLUDGE REMOVAL	1,300	1,444	3,332	2,000	4,432	0	0	
17-00-6465 WASTE WATER SERVICE	69,017	106,476	142,034	155,000	138,979	0	0	
17-00-6626 ADMIN OVERHEAD	17,000	17,000	17,000	20,000	20,000	0	0	
17-00-6680 MISCELLANEOUS/OTHER	( 374)	( 102)	0	0	0	0	0	
17-00-6691 DEPRECIATION	68,082	68,082	0	0	0	0	0	
17-00-6860 TANK REPLACEMENT PROJECT	53,788	0	20,770	57,400	23,719	0	0	
TOTAL NON-DEPARTMENTAL	330,713	318,046	346,783	359,558	303,200	0	0	

00-6312 TRAINING /CERTIFICATION/CPPERMANENT NOTES:  
COMBINED 17-00-6313 & 17-00-6314 WITH 17-00-6312

CITY OF JONESTOWN  
 PROPOSED BUDGET WORKSHEET  
 AS OF: SEPTEMBER 30TH, 2024

17 -NORTHSHORE WWP

EXPENDITURES	2020-2021	2021-2022	2022-2023	(----- 2023-2024 -----)	(----- 2024-2025 -----)			
	ACTUAL	ACTUAL	ACTUAL	CURRENT BUDGET	Y-T-D ACTUAL	PROJECTED YEAR END	REQUESTED BUDGET	PROPOSED BUDGET
<u>NORTHSHORE</u>								
17-10-6001 FULL TIME SALARIES	0	0	0	0	0	0	15,002	_____
17-10-6010 OVERTIME	0	0	0	0	0	0	2,392	_____
17-10-6020 LONGEVITY	0	0	0	0	0	0	124	_____
17-10-6035 FICA	0	0	0	0	0	0	1,340	_____
17-10-6040 RETIREMENT	0	0	0	0	0	0	1,239	_____
17-10-6045 HEALTH INSURANCE BENEFITS	0	0	0	0	0	0	2,056	_____
17-10-6054 WORKERS COMP	0	0	0	0	0	0	511	_____
17-10-6055 TEXAS WORKFORCE COMMISSION	0	0	0	0	0	0	27	_____
17-10-6204 SMALL TOOLS & EQUIPMENT	0	0	0	0	0	0	1,380	_____
17-10-6205 SAFETY EQUIPMENT & SUPPLIES	0	0	0	0	0	0	966	_____
17-10-6220 OFFICE SUPPLIES	0	0	0	0	0	0	368	_____
17-10-6222 GENERAL SUPPLIES	0	0	0	0	0	0	1,150	_____
17-10-6230 POSTAGE & FREIGHT	0	0	0	0	0	0	1,012	_____
17-10-6233 FUEL	0	0	0	0	0	0	920	_____
17-10-6234 UNIFORMS	0	0	0	0	0	0	300	_____
17-10-6237 CHEMICALS	0	0	0	0	0	0	4,500	_____
17-10-6301 BUILDING & GROUNDS MAINTENANCE	0	0	0	0	0	0	920	_____
17-10-6305 EQUIPMENT MAINTENANCE	0	0	0	0	0	0	230	_____
17-10-6312 TRAINING/CERTS/TRAVEL	0	0	0	0	0	0	2,300	_____
17-10-6320 SYSTEM REPAIRS	0	0	0	0	0	0	14,000	_____
17-10-6406 ENGINEERING SERVICES	0	0	0	0	0	0	700	_____
17-10-6421 ELECTRICITY	0	0	0	0	0	0	7,000	_____
17-10-6422 WATER	0	0	0	0	0	0	3,150	_____
17-10-6424 TELEPHONE & MOBILE	0	0	0	0	0	0	560	_____
17-10-6433 INSURANCE - REAL/PERSONAL PROP	0	0	0	0	0	0	2,236	_____
17-10-6441 SOFTWARE LICENSES	0	0	0	0	0	0	414	_____
17-10-6450 EQUIPMENT/VEHICLE	0	0	0	0	0	0	0	_____
17-10-6463 LABORATORY TESTING	0	0	0	0	0	0	5,250	_____
17-10-6464 WASTE WATER SLUDGE REMOVAL	0	0	0	0	0	0	4,200	_____
17-10-6626 ADMIN OVERHEAD	0	0	0	0	0	0	9,200	_____
17-10-6640 RATE STUDY	0	0	0	0	0	0	9,200	_____
17-10-6860 TANK REPLACEMENT PROJECT	0	0	0	0	0	0	20,000	_____
TOTAL NORTHSHORE	0	0	0	0	0	0	112,647	_____
10-6001 FULL TIME SALARIES								
								PERMANENT NOTES: MOST EXPENSES HAVE BEEN SPLIT 46% NORTHSHORE & 54% CARLTON
10-6450 EQUIPMENT/VEHICLE								
								PERMANENT NOTES: F250 W UTILITY BED & KUBOTA 46/54 SPLIT {PENDING}
<u>CARLTON PUD</u>								
17-20-6001 FULL TIME SALARIES	0	0	0	0	0	0	17,612	_____
17-20-6010 OVERTIME	0	0	0	0	0	0	2,808	_____
17-20-6020 LONGEVITY	0	0	0	0	0	0	146	_____
17-20-6035 FICA	0	0	0	0	0	0	1,573	_____
17-20-6040 RETIREMENT	0	0	0	0	0	0	1,454	_____

CITY OF JONESTOWN  
 PROPOSED BUDGET WORKSHEET  
 AS OF: SEPTEMBER 30TH, 2024

17 -NORTHSHORE WWP

EXPENDITURES	2020-2021 ACTUAL	2021-2022 ACTUAL	2022-2023 ACTUAL	(----- 2023-2024 -----) (----- 2024-2025 -----)			PROPOSED BUDGET
				CURRENT BUDGET	Y-T-D ACTUAL	PROJECTED YEAR END	
17-20-6045 HEALTH INSURANCE BENEFITS	0	0	0	0	0	0	2,413
17-20-6054 WORKERS COMP	0	0	0	0	0	0	600
17-20-6055 TEXAS WORKFORCE COMMISSION	0	0	0	0	0	0	32
17-20-6204 SMALL TOOLS & EQUIPMENT	0	0	0	0	0	0	1,620
17-20-6205 SAFETY EQUIPMENT & SUPPLIES	0	0	0	0	0	0	1,134
17-20-6220 OFFICE SUPPLIES	0	0	0	0	0	0	432
17-20-6222 GENERAL SUPPLIES	0	0	0	0	0	0	1,350
17-20-6230 POSTAGE & FREIGHT	0	0	0	0	0	0	1,188
17-20-6233 FUEL	0	0	0	0	0	0	1,080
17-20-6234 UNIFORMS	0	0	0	0	0	0	180
17-20-6237 CHEMICALS	0	0	0	0	0	0	0
17-20-6301 BUILDING & GROUNDS MAINTENANCE	0	0	0	0	0	0	1,080
17-20-6305 EQUIPMENT MAINTENANCE	0	0	0	0	0	0	270
17-20-6312 TRAINING/CERTS/TRAVEL	0	0	0	0	0	0	2,700
17-20-6320 SYSTEM REPAIRS	0	0	0	0	0	0	6,000
17-20-6406 ENGINEERING SERVICES	0	0	0	0	0	0	300
17-20-6421 ELECTRICITY	0	0	0	0	0	0	3,000
17-20-6422 WATER	0	0	0	0	0	0	1,350
17-20-6424 TELEPHONE & MOBILE	0	0	0	0	0	0	240
17-20-6433 INSURANCE - REAL/PERSONAL PROP	0	0	0	0	0	0	2,623
17-20-6441 SOFTWARE LICENSES	0	0	0	0	0	0	486
17-20-6450 EQUIPMENT/VEHICLE	0	0	0	0	0	0	0
17-20-6463 LABORATORY TESTING	0	0	0	0	0	0	0
17-20-6464 WASTE WATER SLUDGE REMOVAL	0	0	0	0	0	0	0
17-20-6465 WASTE WATER SERVICE	0	0	0	0	0	0	155,000
17-20-6626 ADMIN OVERHEAD	0	0	0	0	0	0	10,800
17-20-6640 RATE STUDY	0	0	0	0	0	0	10,800
17-20-6860 TANK REPLACEMENT PROJECT	0	0	0	0	0	0	0
TOTAL CARLTON PUD	0	0	0	0	0	0	228,271
20-6465 WASTE WATER SERVICE							
PERMANENT NOTES: 100% TO CARLTON							
TOTAL EXPENDITURES	330,713	318,046	346,783	359,558	303,200	0	340,918
REVENUE OVER/(UNDER) EXPENDITURES	( 27,225)	16,479	31,257	33,942	68,763	0	62,582
OTHER FINANCING SOURCES							
TOTAL OTHER FINANCING SOURCES	0	0	0	0	0	0	0

CITY OF JONESTOWN  
PROPOSED BUDGET WORKSHEET  
AS OF: SEPTEMBER 30TH, 2024

17 -NORTHSHORE WWP

	2020-2021 ACTUAL	2021-2022 ACTUAL	2022-2023 ACTUAL	(----- 2023-2024 -----) CURRENT BUDGET	(----- 2023-2024 -----) Y-T-D ACTUAL	(----- 2023-2024 -----) PROJECTED YEAR END	(----- 2024-2025 -----) REQUESTED BUDGET	(----- 2024-2025 -----) PROPOSED BUDGET
OTHER FINANCING (USES)								
=====								
TOTAL OTHER FINANCING (USES)	0	0	0	0	0	0	0	
REVENUE & OTHER SOURCES OVER/ (UNDER) EXPENDITURES & OTHER (USES)	( 27,225)	16,479	31,257	33,942	68,763	0	62,582	
	=====	=====	=====	=====	=====	=====	=====	=====

\*\*\* END OF REPORT \*\*\*



CITY OF JONESTOWN  
 PROPOSED BUDGET WORKSHEET  
 AS OF: SEPTEMBER 30TH, 2024

18 -OPIOID SETTLEMENTS

REVENUES	2020-2021	2021-2022	2022-2023	(----- 2023-2024 -----)	(----- 2024-2025 -----)			
	ACTUAL	ACTUAL	ACTUAL	CURRENT BUDGET	Y-T-D ACTUAL	PROJECTED YEAR END	REQUESTED BUDGET	PROPOSED BUDGET
<u>NON-DEPARTMENTAL</u>								
18-00-4010 OPIOID SETTLEMENT FUNDS	0	0	2,015	0	392	0	0	
18-00-4605 INTEREST EARNED	0	0	1	0	2	0	0	
TOTAL NON-DEPARTMENTAL	0	0	2,016	0	394	0	0	
TOTAL REVENUES	0	0	2,016	0	394	0	0	

CITY OF JONESTOWN  
 PROPOSED BUDGET WORKSHEET  
 AS OF: SEPTEMBER 30TH, 2024

18 -OPIOID SETTLEMENTS

EXPENDITURES	2020-2021 ACTUAL	2021-2022 ACTUAL	2022-2023 ACTUAL	(----- 2023-2024 -----)		(----- 2024-2025 -----)		
				CURRENT BUDGET	Y-T-D ACTUAL	PROJECTED YEAR END	REQUESTED BUDGET	PROPOSED BUDGET
<u>NON-DEPARTMENTAL</u>								
18-00-6205 SAFETY EQUIPMENT & SUPPLIES	0	0	0	2,015	0	0	2,410	
TOTAL NON-DEPARTMENTAL	0	0	0	2,015	0	0	2,410	
<hr/>								
TOTAL EXPENDITURES	0	0	0	2,015	0	0	2,410	
<hr/>								
REVENUE OVER/(UNDER) EXPENDITURES	0	0	2,016	( 2,015)	394	0	( 2,410)	
<hr/>								
<u>OTHER FINANCING SOURCES</u>								
TOTAL OTHER FINANCING SOURCES	0	0	0	0	0	0	0	
<hr/>								
REVENUE & OTHER SOURCES OVER/ (UNDER) EXPENDITURES & OTHER (USES)	0	0	2,016	( 2,015)	394	0	( 2,410)	

\*\*\* END OF REPORT \*\*\*

CITY OF JONESTOWN  
 PROPOSED BUDGET WORKSHEET  
 AS OF: SEPTEMBER 30TH, 2024

20 -DEBT SERVICE FUND

REVENUES	2020-2021	2021-2022	2022-2023	(----- 2023-2024 -----)		(----- 2024-2025 -----)		
	ACTUAL	ACTUAL	ACTUAL	CURRENT BUDGET	Y-T-D ACTUAL	PROJECTED YEAR END	REQUESTED BUDGET	PROPOSED BUDGET
<u>NON-DEPARTMENTAL</u>								
20-00-4010 PROPERTY TAX - CURRENT	480,712	584,902	585,283	596,917	605,249	0	600,439	
20-00-4011 PROPERTY TAX - PRIOR	3,006	1,680	2,089	2,100	3,170	0	2,100	
20-00-4012 PROPERTY TAX - P & I	3,277	3,486	3,410	2,300	5,026	0	2,300	
20-00-4602 BOND PROCEEDS	0	0	0	0	0	0	0	
20-00-4605 INTEREST EARNED	0	0	0	0	0	0	0	
20-00-4606 BOND PROCEEDS	0	0	0	0	0	0	0	
20-00-4910 TRANSFER FROM GENERAL FUND	0	0	0	0	0	0	0	
TOTAL NON-DEPARTMENTAL	486,995	590,069	590,781	601,317	613,445	0	604,839	
TOTAL REVENUES	486,995	590,069	590,781	601,317	613,445	0	604,839	

CITY OF JONESTOWN  
 PROPOSED BUDGET WORKSHEET  
 AS OF: SEPTEMBER 30TH, 2024

20 -DEBT SERVICE FUND

EXPENDITURES	2020-2021	2021-2022	2022-2023	(----- 2023-2024 -----)	(----- 2024-2025 -----)			
	ACTUAL	ACTUAL	ACTUAL	CURRENT BUDGET	Y-T-D ACTUAL	PROJECTED YEAR END	REQUESTED BUDGET	PROPOSED BUDGET
<b>NON-DEPARTMENTAL</b>								
20-00-6445 BANK/AGENT FEES	300	450	300	300	300	0	300	
20-00-6706 2008 PD BOND INTEREST	0	0	0	0	0	0	0	
20-00-6707 EMS BUILDING PRINCIPAL	0	0	0	0	0	0	0	
20-00-6708 EMS BUILDING INTEREST	0	0	0	0	0	0	0	
20-00-6709 DEBT SERVICE I&S BUILDING EMS	0	0	0	0	0	0	0	
20-00-6711 DEBT SERVICE I&S STREET BOND	0	0	0	0	0	0	0	
20-00-6712 GO REF BOND, SERIES 2012 PRIN	50,000	55,000	55,000	55,000	55,000	0	55,000	
20-00-6713 GO REF BOND, SERIES 2012 INT	9,520	12,208	7,112	5,880	5,880	0	4,648	
20-00-6714 TAX NOTE, SERIES 2015 PRINC	255,000	0	490,000	510,000	510,000	0	525,000	
20-00-6715 TAX NOTE, SERIES 2015 INTEREST	1,849	0	35,102	26,037	25,728	0	15,791	
20-00-6716 TAX NOTE, SERIES 2019 PRINCIPA	110,000	480,000	0	0	0	0	0	
20-00-6717 TAX NOTE, SERIES 2019 INTEREST	51,381	45,012	0	0	0	0	0	
20-00-6999 TRANSFERS OUT	0	0	0	0	0	0	0	
<b>TOTAL NON-DEPARTMENTAL</b>	<b>478,050</b>	<b>592,670</b>	<b>587,514</b>	<b>597,217</b>	<b>596,908</b>	<b>0</b>	<b>600,739</b>	
<b>TOTAL EXPENDITURES</b>	<b>478,050</b>	<b>592,670</b>	<b>587,514</b>	<b>597,217</b>	<b>596,908</b>	<b>0</b>	<b>600,739</b>	
REVENUE OVER/(UNDER) EXPENDITURES	8,945	( 2,601)	3,268	4,100	16,537	0	4,100	
<b>OTHER FINANCING SOURCES</b>								
TOTAL OTHER FINANCING SOURCES	0	0	0	0	0	0	0	
REVENUE & OTHER SOURCES OVER/ (UNDER) EXPENDITURES & OTHER (USES)	8,945	( 2,601)	3,268	4,100	16,537	0	4,100	

\*\*\* END OF REPORT \*\*\*

CITY OF JONESTOWN  
 PROPOSED BUDGET WORKSHEET  
 AS OF: SEPTEMBER 30TH, 2024

25 -STREET FUND

REVENUES	2020-2021 ACTUAL	2021-2022 ACTUAL	2022-2023 ACTUAL	2023-2024		2024-2025		
				CURRENT BUDGET	Y-T-D ACTUAL	PROJECTED YEAR END	REQUESTED BUDGET	PROPOSED BUDGET
<hr/>								
NON-DEPARTMENTAL								
25-00-4910 TRANSFER FROM GENERAL FUND	175,000	175,000	175,000	450,000	450,000	0	450,000	
TOTAL NON-DEPARTMENTAL	175,000	175,000	175,000	450,000	450,000	0	450,000	
<hr/>								
TOTAL REVENUES	175,000	175,000	175,000	450,000	450,000	0	450,000	

CITY OF JONESTOWN  
 PROPOSED BUDGET WORKSHEET  
 AS OF: SEPTEMBER 30TH, 2024

25 -STREET FUND

EXPENDITURES	2020-2021 ACTUAL	2021-2022 ACTUAL	2022-2023 ACTUAL	(----- 2023-2024 -----)			(----- 2024-2025 -----)	
				CURRENT BUDGET	Y-T-D ACTUAL	PROJECTED YEAR END	REQUESTED BUDGET	PROPOSED BUDGET
<u>NON-DEPARTMENTAL</u>								
25-00-6406 ENGINEERING SERVICES	2,250	0	10,600	0	0	0	10,000	
25-00-6407 ROAD REPAIR/MAINTENANCE	0	0	188,808	450,000	42,044	0	50,000	
25-00-6814 STREET OVERLAY	26,386	49,645	143,604	0	840	0	390,000	
TOTAL NON-DEPARTMENTAL	28,636	49,645	343,012	450,000	42,884	0	450,000	
<hr/>								
TOTAL EXPENDITURES	28,636	49,645	343,012	450,000	42,884	0	450,000	
<hr/>								
REVENUE OVER/ (UNDER) EXPENDITURES	146,364	125,355	( 168,012)	0	407,116	0	0	
<hr/>								
<u>OTHER FINANCING SOURCES</u>								
TOTAL OTHER FINANCING SOURCES	0	0	0	0	0	0	0	
<hr/>								
REVENUE & OTHER SOURCES OVER/ (UNDER) EXPENDITURES & OTHER (USES)	146,364	125,355	( 168,012)	0	407,116	0	0	

\*\*\* END OF REPORT \*\*\*

CITY OF JONESTOWN  
 PROPOSED BUDGET WORKSHEET  
 AS OF: SEPTEMBER 30TH, 2024

40 -CAPITAL METRO FUND

REVENUES	2020-2021 ACTUAL	2021-2022 ACTUAL	2022-2023 ACTUAL	(----- 2023-2024 -----)		(----- 2024-2025 -----)		
				CURRENT BUDGET	Y-T-D ACTUAL	PROJECTED YEAR END	REQUESTED BUDGET	PROPOSED BUDGET
<u>NON-DEPARTMENTAL</u>								
40-00-4640 CAPITAL METRO BGA FUNDS	0	2,000	206,039	0	0	0	0	
40-00-4650 CAP METRO GRANT REVENUE	9,700	0	0	0	0	0	0	
TOTAL NON-DEPARTMENTAL	9,700	2,000	206,039	0	0	0	0	
TOTAL REVENUES	9,700	2,000	206,039	0	0	0	0	

CITY OF JONESTOWN  
 PROPOSED BUDGET WORKSHEET  
 AS OF: SEPTEMBER 30TH, 2024

40 -CAPITAL METRO FUND

EXPENDITURES	2020-2021 ACTUAL	2021-2022 ACTUAL	2022-2023 ACTUAL	(----- 2023-2024 -----)		(----- 2024-2025 -----)		
				CURRENT BUDGET	Y-T-D ACTUAL	PROJECTED YEAR END	REQUESTED BUDGET	PROPOSED BUDGET
<b>NON-DEPARTMENTAL</b>								
40-00-6406 ENGINEERING SERVICES	9,700	2,000	2,250	0	0	0	0	
40-00-6407 CRESTVIEW PROJECT	0	0	203,789	0	0	0	0	
TOTAL NON-DEPARTMENTAL	9,700	2,000	206,039	0	0	0	0	
<b>TOTAL EXPENDITURES</b>	9,700	2,000	206,039	0	0	0	0	
REVENUE OVER/(UNDER) EXPENDITURES	0	0	0	0	0	0	0	
<b>OTHER FINANCING SOURCES</b>								
TOTAL OTHER FINANCING SOURCES	0	0	0	0	0	0	0	
REVENUE & OTHER SOURCES OVER/ (UNDER) EXPENDITURES & OTHER (USES)	0	0	0	0	0	0	0	

\*\*\* END OF REPORT \*\*\*



CITY OF JONESTOWN  
 PROPOSED BUDGET WORKSHEET  
 AS OF: SEPTEMBER 30TH, 2024

42 -CAPITAL PROJECTS FUND

REVENUES	2020-2021 ACTUAL	2021-2022 ACTUAL	2022-2023 ACTUAL	(----- 2023-2024 -----)		(----- 2024-2025 -----)		
				CURRENT BUDGET	Y-T-D ACTUAL	PROJECTED YEAR END	REQUESTED BUDGET	PROPOSED BUDGET
<u>NON-DEPARTMENTAL</u>								
42-00-4910 TRANSFER FROM GENERAL FUND	0	1,995,656	0	0	0	0	0	0
42-00-4998 TRANSFER FROM FUND BALANCE	0	0	0	0	0	0	0	0
42-00-4999 TRANSFERS IN	0	0	300,000	0	0	0	0	0
TOTAL NON-DEPARTMENTAL	0	1,995,656	300,000	0	0	0	0	0
TOTAL REVENUES	0	1,995,656	300,000	0	0	0	0	0

CITY OF JONESTOWN  
 PROPOSED BUDGET WORKSHEET  
 AS OF: SEPTEMBER 30TH, 2024

42 -CAPITAL PROJECTS FUND

EXPENDITURES	2020-2021 ACTUAL	2021-2022 ACTUAL	2022-2023 ACTUAL	(----- 2023-2024 -----)		(----- 2024-2025 -----)		
				CURRENT BUDGET	Y-T-D ACTUAL	PROJECTED YEAR END	REQUESTED BUDGET	PROPOSED BUDGET
<b>NON-DEPARTMENTAL</b>								
42-00-6313 LICENSING & PERMITS	0	0	0	0	0	0	0	
42-00-6314 CONSTRUCTION PROJECTS	0	0	18,845	2,000,000	111,885	0	2,000,000	
42-00-6350 COPIES, RECORDING FEES, ETC	0	0	0	0	0	0	0	
42-00-6403 LEGAL SERVICES	0	0	0	0	0	0	0	
42-00-6406 ENGINEERING SERVICES	0	0	0	0	0	0	0	
42-00-6407 SURVEYING SERVICES	0	0	0	0	0	0	0	
42-00-6408 ARCHITECTURAL SERVICES	0	0	0	0	0	0	0	
TOTAL NON-DEPARTMENTAL	0	0	18,845	2,000,000	111,885	0	2,000,000	
<b>TOTAL EXPENDITURES</b>	0	0	18,845	2,000,000	111,885	0	2,000,000	
<b>REVENUE OVER/(UNDER) EXPENDITURES</b>	0	1,995,656	281,155	( 2,000,000)	( 111,885)	0	( 2,000,000)	
<b>OTHER FINANCING SOURCES</b>								
TOTAL OTHER FINANCING SOURCES	0	0	0	0	0	0	0	
<b>REVENUE &amp; OTHER SOURCES OVER/ (UNDER) EXPENDITURES &amp; OTHER (USES)</b>	0	1,995,656	281,155	( 2,000,000)	( 111,885)	0	( 2,000,000)	

\*\*\* END OF REPORT \*\*\*

CITY OF JONESTOWN  
 PROPOSED BUDGET WORKSHEET  
 AS OF: SEPTEMBER 30TH, 2024

45 -PARKS FUND

REVENUES	2020-2021 ACTUAL	2021-2022 ACTUAL	2022-2023 ACTUAL	2023-2024		2024-2025		
				CURRENT BUDGET	Y-T-D ACTUAL	PROJECTED YEAR END	REQUESTED BUDGET	PROPOSED BUDGET
<u>NON-DEPARTMENTAL</u>								
45-00-4251 REPLACEMENT TREES - IN LIEU OF	20,050	( 3,300)	( 900)	0	0	0	0	
45-00-4252 PARKLAND DEDICATION, IN LIEU	0	20,500	22,200	0	0	0	0	
45-00-4618 EVENT SPONSOR FEES	1,000	0	0	0	0	0	0	
45-00-4621 5K PROCEEDS	0	3,260	280	0	2,370	0	2,370	
45-00-4622 J-TOWN STREET FAIR	0	1,520	620	0	400	0	1,200	
45-00-4910 TRANSFER FROM GENERAL FUND	65,000	65,000	65,000	65,000	65,000	0	65,000	
45-00-4911 TRANSFER IN - HOTEL FUND	0	0	0	5,500	5,500	0	5,500	
TOTAL NON-DEPARTMENTAL	86,050	86,980	87,200	70,500	73,270	0	74,070	
TOTAL REVENUES	86,050	86,980	87,200	70,500	73,270	0	74,070	

CITY OF JONESTOWN  
 PROPOSED BUDGET WORKSHEET  
 AS OF: SEPTEMBER 30TH, 2024

45 -PARKS FUND

EXPENDITURES	2020-2021	2021-2022	2022-2023	(----- 2023-2024 -----)	(----- 2024-2025 -----)			
	ACTUAL	ACTUAL	ACTUAL	CURRENT BUDGET	Y-T-D ACTUAL	PROJECTED YEAR END	REQUESTED BUDGET	PROPOSED BUDGET
<u>NON-DEPARTMENTAL</u>								
45-00-6209 PARK EQUIPMENT	1,692	0	0	0	0	0	0	
45-00-6616 EVENTS	13,505	16,375	26,430	24,900	18,530	0	17,500	
45-00-6621 J-TOWN STREET FAIR	0	7,633	7,636	8,000	5,230	0	8,000	
45-00-6622 5K	0	2,629	0	3,500	927	0	3,500	
45-00-6691 PARK LAND IMPROVE-SEE FUND 46	0	0	0	11,000	0	0	0	
45-00-6815 PARK EQUIPMENT & IMPROVEMENTS	1,650	45,331	20,851	20,000	18,944	0	21,500	
45-00-6946 TRANSFER TO LANDSCAPE FUND	139,307	0	0	0	0	0	0	
TOTAL NON-DEPARTMENTAL	156,154	71,967	54,918	67,400	43,630	0	50,500	
<b>TOTAL EXPENDITURES</b>	156,154	71,967	54,918	67,400	43,630	0	50,500	
REVENUE OVER/(UNDER) EXPENDITURES	( 70,104)	15,013	32,282	3,100	29,640	0	23,570	
<u>OTHER FINANCING SOURCES</u>								
TOTAL OTHER FINANCING SOURCES	0	0	0	0	0	0	0	
REVENUE & OTHER SOURCES OVER/ (UNDER) EXPENDITURES & OTHER (USES)	( 70,104)	15,013	32,282	3,100	29,640	0	23,570	

\*\*\* END OF REPORT \*\*\*

CITY OF JONESTOWN  
 PROPOSED BUDGET WORKSHEET  
 AS OF: SEPTEMBER 30TH, 2024

46 -LANDSCAPE FUND

REVENUES	2020-2021 ACTUAL	2021-2022 ACTUAL	2022-2023 ACTUAL	(----- 2023-2024 -----)		(----- 2024-2025 -----)		
				CURRENT BUDGET	Y-T-D ACTUAL	PROJECTED YEAR END	REQUESTED BUDGET	PROPOSED BUDGET
<u>NON-DEPARTMENTAL</u>								
46-00-4251 REPLACEMENT TREES - IN LIEU OF	92,745	90,913	86,216	110,000	135,700	0	75,000	
46-00-4945 TRANSFER FROM PARKS FUND	<u>139,307</u>	<u>0</u>	<u>0</u>	<u>0</u>	<u>0</u>	<u>0</u>	<u>0</u>	
TOTAL NON-DEPARTMENTAL	<u>232,052</u>	<u>90,913</u>	<u>86,216</u>	<u>110,000</u>	<u>135,700</u>	<u>0</u>	<u>75,000</u>	
TOTAL REVENUES	232,052	90,913	86,216	110,000	135,700	0	75,000	

CITY OF JONESTOWN  
 PROPOSED BUDGET WORKSHEET  
 AS OF: SEPTEMBER 30TH, 2024

46 -LANDSCAPE FUND

EXPENDITURES	2020-2021 ACTUAL	2021-2022 ACTUAL	2022-2023 ACTUAL	(----- CURRENT BUDGET	2023-2024 Y-T-D ACTUAL	PROJECTED YEAR END	(----- 2024-2025 REQUESTED BUDGET	PROPOSED BUDGET
<u>NON-DEPARTMENTAL</u>								
46-00-6250 TREES & PLANTINGS	8,387	9,850	1,000	4,500	3,500	0	11,500	
46-00-6260 BRUSH DISPOSAL	0	0	0	0	0	0	21,500	
46-00-6270 OAK WILT MITIGATION	0	0	0	6,100	6,100	0	5,000	
46-00-6280 LANDSCAPE FEATURES	0	0	0	0	0	0	0	
TOTAL NON-DEPARTMENTAL	8,387	9,850	1,000	10,600	9,600	0	38,000	
TOTAL EXPENDITURES	8,387	9,850	1,000	10,600	9,600	0	38,000	
REVENUE OVER/(UNDER) EXPENDITURES	223,666	81,063	85,216	99,400	126,100	0	37,000	
<u>OTHER FINANCING SOURCES</u>								
TOTAL OTHER FINANCING SOURCES	0	0	0	0	0	0	0	
REVENUE & OTHER SOURCES OVER/ (UNDER) EXPENDITURES & OTHER (USES)	223,666	81,063	85,216	99,400	126,100	0	37,000	

\*\*\* END OF REPORT \*\*\*

CITY OF JONESTOWN  
 PROPOSED BUDGET WORKSHEET  
 AS OF: SEPTEMBER 30TH, 2024

55 - IONE JONES LIBRARY FUND

REVENUES	2020-2021	2021-2022	2022-2023	(----- 2023-2024 -----)			(----- 2024-2025 -----)	
	ACTUAL	ACTUAL	ACTUAL	CURRENT BUDGET	Y-T-D ACTUAL	PROJECTED YEAR END	REQUESTED BUDGET	PROPOSED BUDGET
<u>NON-DEPARTMENTAL</u>								
55-00-4602 SALE OF MERCHANISE	0	0	78	0	0	0	0	0
55-00-4615 DONATIONS	2,000	1,211	71	0	0	0	0	0
55-00-4630 FUNDRAISER REVENUE	0	0	0	0	0	0	0	0
55-00-4631 EDUCATION PROGRAM DONATIONS	0	0	0	0	0	0	0	0
55-00-4650 GRANTS	15,000	0	0	0	0	0	0	0
55-00-4651 TSL/GATES FOUNDATION GRANT	0	0	0	0	0	0	0	0
55-00-4652 LONESTAR GRANT	0	0	0	0	0	0	0	0
55-00-4653 ROTARY CLUB NORTH SHORE GRANT	0	0	0	0	0	0	0	0
55-00-4654 TX COMPTROLLER GRANT	0	0	0	0	0	0	0	0
TOTAL NON-DEPARTMENTAL	17,000	1,211	149	0	0	0	0	0
<b>TOTAL REVENUES</b>	<b>17,000</b>	<b>1,211</b>	<b>149</b>	<b>0</b>	<b>0</b>	<b>0</b>	<b>0</b>	<b>0</b>

CITY OF JONESTOWN  
 PROPOSED BUDGET WORKSHEET  
 AS OF: SEPTEMBER 30TH, 2024

56 -HOTEL OCCUPANCY TAX REVEN

REVENUES	2020-2021 ACTUAL	2021-2022 ACTUAL	2022-2023 ACTUAL	2023-2024		2024-2025		
				CURRENT BUDGET	Y-T-D ACTUAL	PROJECTED YEAR END	REQUESTED BUDGET	PROPOSED BUDGET
<u>NON-DEPARTMENTAL</u>								
56-00-4040 HOTEL OCCUPANCY TAX	156,235	144,605	111,922	75,000	72,566	0	75,000	
56-00-4605 INTEREST EARNED	0	0	0	0	3,168	0	15,000	
TOTAL NON-DEPARTMENTAL	156,235	144,605	111,922	75,000	75,734	0	90,000	
TOTAL REVENUES	156,235	144,605	111,922	75,000	75,734	0	90,000	



CITY OF JONESTOWN  
 PROPOSED BUDGET WORKSHEET  
 AS OF: SEPTEMBER 30TH, 2024

56 -HOTEL OCCUPANCY TAX REVEN

EXPENDITURES	2020-2021 ACTUAL	2021-2022 ACTUAL	2022-2023 ACTUAL	(----- 2023-2024 -----)		(----- 2024-2025 -----)		
				CURRENT BUDGET	Y-T-D ACTUAL	PROJECTED YEAR END	REQUESTED BUDGET	PROPOSED BUDGET
<b>NON-DEPARTMENTAL</b>								
56-00-6313 LICENSING & PERMITS	735	758	828	0	878	0	0	
56-00-6472 CHAMBER OF COMMERCE	13,000	13,000	13,000	13,000	13,000	0	13,000	
56-00-6473 PROMOTIONAL & ADVERTISING	0	3,300	400	0	0	0	0	
56-00-6624 CAJUN FEST	0	4,428	4,000	4,000	4,000	0	4,000	
56-00-6625 NAMELESS SCHOOL PROJECT	0	0	0	0	0	0	5,500	
56-00-6655 BALCONES BIRD EVENT	0	10,000	5,000	5,000	5,000	0	5,000	
56-00-6656 COX SPRINGS SCHOOL	0	0	5,000	5,000	5,000	0	0	
56-00-6680 MISCELLANEOUS/OTHER	0	0	0	0	0	0	0	
56-00-6830 CONSTRUCTION IN PROGRESS-RESTR	0	0	0	150,000	104,161	0	105,000	
56-00-6999 TRANSFERS OUT- PARKS	0	0	0	5,500	5,500	0	0	
TOTAL NON-DEPARTMENTAL	13,735	31,486	28,228	182,500	137,539	0	132,500	
00-6625 NAMELESS SCHOOL PROJECT				PERMANENT NOTES: SCHOOL DONATION \$500 HISTORICAL PROJECT \$5,000				
00-6656 COX SPRINGS SCHOOL				PERMANENT NOTES: FUNDING PENDING				
00-6830 CONSTRUCTION IN PROGRESS-R				PERMANENT NOTES: PARK PERMANENT RESTROOM				
TOTAL EXPENDITURES	13,735	31,486	28,228	182,500	137,539	0	132,500	
REVENUE OVER/(UNDER) EXPENDITURES	142,500	113,120	83,693	( 107,500)	( 61,805)	0	( 42,500)	
<b>OTHER FINANCING SOURCES</b>								
TOTAL OTHER FINANCING SOURCES	0	0	0	0	0	0	0	
REVENUE & OTHER SOURCES OVER/ (UNDER) EXPENDITURES & OTHER (USES)	142,500	113,120	83,693	( 107,500)	( 61,805)	0	( 42,500)	

\*\*\* END OF REPORT \*\*\*

\*\*\* END OF REPORT \*\*\*

\*\*\* END OF REPORT \*\*\*

\*\*\* END OF REPORT \*\*\*

# **FY 2024 – 2025 BUDGET**

## **ADDITIONAL REFERENCE DOCUMENTS**

- Pay Grade/Range Schedule
- Additional Pay Categories
- Organizational Chart
- Schedule of City Holidays
- Sales Tax & Fund 56 (Hot Tax) Report
- Fund Balances Summary

**City of Jonestown  
Pay Grade/Range Schedule**

Job Classification Title	Grade	Min	Max
City Manager	1	\$204,478	\$214,006
Police Chief	2	\$145,992	\$159,925
Director - PW/Parks Library Director Finance Director Development Services Director	3	\$113,521	\$142,512
Commander	4	\$104,951	\$121,505
Police Officer (Sergeant) Assistant PW Director	5	\$94,319	\$109,840
Police Officer (Detective) City Secretary	6	\$86,052	\$103,527
Municipal Court Administrator Police Officer Senior Planner	7	\$64,899	\$88,423
Planner Building Inspector	8	\$57,665	\$67,636
Code Enforcement Officer (vacant)	9	\$48,447	\$63,065
Parks and Recreation Coordinator (PT) Crew Leader (Lead Maintenance Tech) Building Official (vacant)	10	\$46,636	\$68,085
Assistant to the PW Director Maintenance Tech II (PW Tech II) Command Support Staff Deputy Court Clerk	11	\$43,923	\$55,358
Administrative Assistant III (PT) Accounting Clerk Library Assistant (PT) Maintenance Tech II (Park Tech II)	12	\$35,100	\$49,077

Budget Adopted on September 12, 2024

**ADDITIONAL PAY CATEGORIES**

**Longevity Pay:**

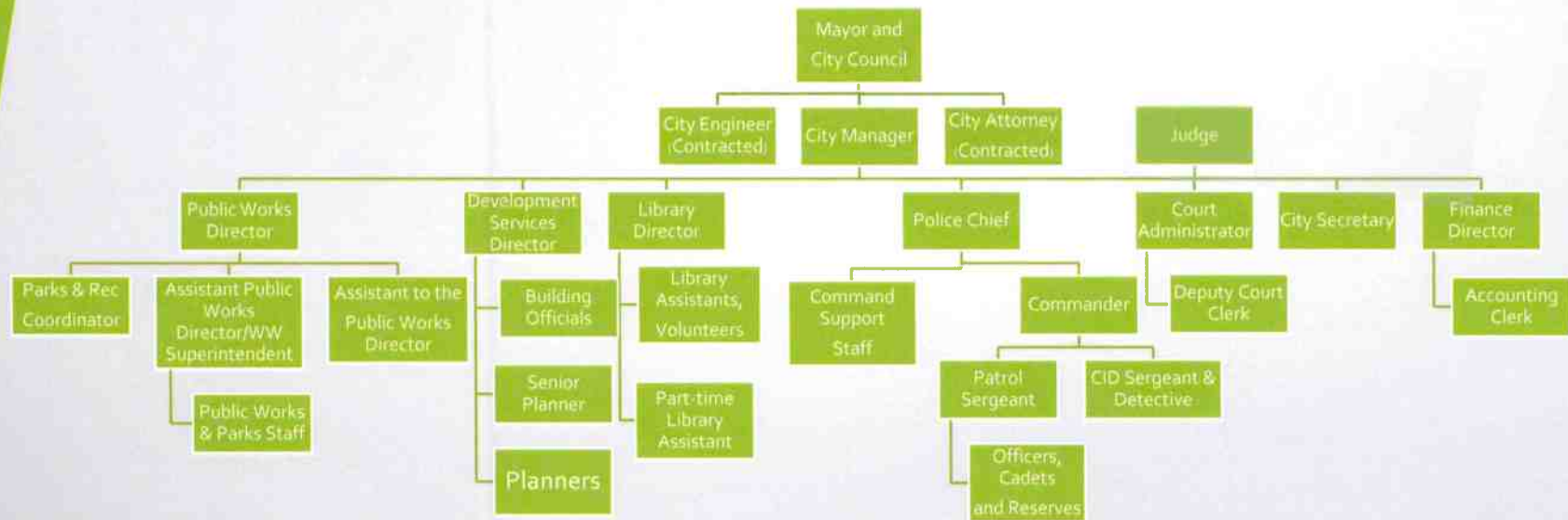
To Regular Full-time employees after completion of 5 full years of continuous service, paid in a lump sum each December at the rate of \$5 per month of service, up to a maximum of 25 years. (Eligible employees must be in active status December)

Full Years of Service	Lump Sum Payment	Full Years of Service	Lump Sum Payment
5	\$300.00	16	\$960.00
6	\$360.00	17	\$1,020.00
7	\$420.00	18	\$1,080.00
8	\$480.00	19	\$1,140.00
9	\$540.00	20	\$1,200.00
10	\$600.00	21	\$1,260.00
11	\$660.00	22	\$1,320.00
12	\$720.00	23	\$1,380.00
13	\$780.00	24	\$1,440.00
14	\$840.00	25	\$1,500.00
15	\$900.00		

<b>Additional Pay Available, as authorized by the City Council:</b>				
	Annually	Monthly	Bi-weekly	Once Time
<b>Translation Pay:</b>				
	\$1,200.00	\$100.00	\$46.154	
<b>Certification Pay (Police only):</b>				
Intermediate	\$600.00	\$50.00	\$23.077	
Advanced	\$900.00	\$75.00	\$34.615	
Master Peace Officer	\$1,200.00	\$100.00	\$46.154	
FTO (Field Training Officer)	\$600.00	\$50.00	\$23.077	
Motorcycle Operator Certification Pay	\$1,200.00	\$100.00	\$46.154	
<b>Educational Incentives (Police only):</b>				
Associate degree	\$600.00	\$50.00	\$23.077	
Bachelor's degree	\$900.00	\$75.00	\$34.615	
Master's degree	\$1,200.00	\$100.00	\$46.154	
<b>Shift Differential Pay (Police only):</b>				
additional amount per hour for hours worked between 12:00 a.m.			\$1.50/hour	

Approved September 12, 2024

# City of Jonestown – Organizational Chart



APPROVED SEPTEMBER 12, 2024

FY 2024-2025  
AMENDED

**CITY HOLIDAY DATES  
FY 2024 - 2025**

Veteran's Day	Friday, November 11, 2024 (observed)
Thanksgiving	Thursday, November 28, 2024 Friday, November 29, 2024
Christmas Day	Tuesday, December 24, 2024 (observed) Wednesday, December 25, 2024 (observed)
New Year's Day	Wednesday, January 1, 2025
Martin Luther King Jr. Day	Monday, January 20, 2025
President's Day	Monday, February 17, 2025
Good Friday	Friday, April, 18, 2025
Memorial Day	Monday, May 26, 2025
Juneteenth Day	Thursday, June 19, 2025
Independence Day	Friday, July 4, 2025
Labor Day	Monday, September 1, 2025

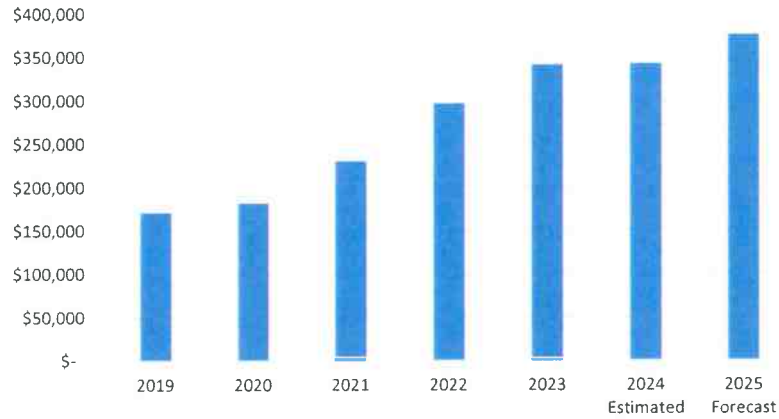
APPROVED SEPTEMBER 12, 2024

# City of Jonestown

## Historical Sales Tax Report

2019	\$	170,564
2020	\$	181,396
2021	\$	229,345
2022	\$	296,042
2023	\$	340,819
2024 Estimated	\$	342,000
2025 Forecast	\$	375,000

### GROWTH IN SALES TAX



## Hotel Occupancy Tax Revenue & Expenditures Fund 56

	Revenues		Expenses	
2019	\$	72,680	\$	8,972
2020	\$	99,220	\$	99,191
2021	\$	156,235	\$	40,677
2022	\$	144,605	\$	31,486
2023	\$	111,922	\$	28,228
2024 Est.	\$	80,000	\$	137,549
2025 Forecast	\$	75,000	\$	182,500

### Hotel Tax



**City of Jonestown  
Other Fund Balances**

<b>Ending Fund Balance:</b>	<b>2022</b>	<b>2023</b>	<b>2024</b>	<b>2025</b>
	<b>Actual</b>	<b>Actual</b>	<b>Estimated</b>	<b>Budgeted</b>
Court Restricted	\$ 90,264	\$ 118,123	\$ 127,357	\$ 149,832
Grants	\$ 522,105	\$ 446,728	\$ 39,072	\$ 7,232
Plaza	\$ 484,368	\$ 293,981	\$ 312,296	\$ 264,302
Capital	\$ 171,201	\$ 125,208	\$ 320,606	\$ 366,315
Northshore WW Utility	\$ 485,194	\$ 441,479	\$ 506,683	\$ 569,265
Public Safety Opioid	\$ -	\$ 2,015	\$ 2,409	\$ -
Debt Service	\$ 136,383	\$ 139,650	\$ 150,399	\$ 154,499
Street Fund	\$ 820,707	\$ 652,695	\$ 780,675	\$ 780,675
Capital Projects	\$ 1,995,656	\$ 2,276,811	\$ 2,152,381	\$ 152,381
Parks	\$ 157,048	\$ 189,331	\$ 209,580	\$ 233,150
Landscape	\$ 304,728	\$ 389,944	\$ 507,081	\$ 544,081
Library	\$ 19,917	\$ 20,066	\$ 20,066	\$ 20,066
Hot Funds	\$ 566,509	\$ 650,202	\$ 602,589	\$ 560,089